



HAL
open science

The “Neurospeed” game: a fun tool to learn the neurological semiology

Sinead Zeidan, Solenne Baltaze, Béatrice Garcin, Astrid de Liège, Jennifer Doridam, Laure Josse, Bertrand Degos

► **To cite this version:**

Sinead Zeidan, Solenne Baltaze, Béatrice Garcin, Astrid de Liège, Jennifer Doridam, et al.. The “Neurospeed” game: a fun tool to learn the neurological semiology. *BMC Medical Education*, 2022, 22 (1), pp.224. 10.1186/s12909-022-03316-8 . inserm-03694294

HAL Id: inserm-03694294

<https://www.hal.inserm.fr/inserm-03694294>

Submitted on 13 Jun 2022

HAL is a multi-disciplinary open access archive for the deposit and dissemination of scientific research documents, whether they are published or not. The documents may come from teaching and research institutions in France or abroad, or from public or private research centers.

L’archive ouverte pluridisciplinaire **HAL**, est destinée au dépôt et à la diffusion de documents scientifiques de niveau recherche, publiés ou non, émanant des établissements d’enseignement et de recherche français ou étrangers, des laboratoires publics ou privés.

RESEARCH

Open Access



The “Neurospeed” game: a fun tool to learn the neurological semiology

Sinead Zeidan¹, Solenne Baltaze², Béatrice Garcin¹, Astrid de Liège¹, Jennifer Doridam¹, Laure Josse³ and Bertrand Degos^{1,4*}

Abstract

Background: Neurological semiology is often considered by medical students as particularly difficult to learn. Finding alternative teaching methods may improve students’ motivation and understanding of this field.

Methods: We developed the “Neurospeed”, a game to learn neurological syndromes. We assessed its efficiency on short-term learning of neurological syndromes in third-year medical students, through Multiple Choice Questions (MCQs) before and after the game session. Students’ satisfaction was evaluated by a satisfaction survey.

Results: Out of the 199 third-year medical students of the Faculty of Medicine Sorbonne Paris Nord, 180 attended the Neurospeed in December 2020, and 148 answered 20 Multiple Choice Questions before and after the game, with significant improvement of their score ($p < 0.001$). Most of the participants agreed that the game was playful, stimulating, and helpful to learn neurological semiology.

Conclusions: Overall, our results show that the Neurospeed game is an interesting tool as a complement to traditional lectures. Further studies are necessary to compare the efficacy of different types of serious games on short-term and long-term learning of neurological semiology.

Keywords: Medical education, Neurological semiology, Gamified learning

Background

Neurological semiology encompasses many elements for students to learn [1], and clinical training generally does not allow for the full range of neurological syndromes to be seen at the patient’s bedside in the first years of medical school. Neurological semiology is often considered by medical students to be one of the most difficult clinical areas to learn [2, 3], resulting in neurophobia [4–7]. In our university, as in many others, a large part of medical semiology is taught in lectures. However, lectures are teacher-centered and associated with limited levels of engagement for the learner [8]. Therefore, it is essential to find alternative ways to teach neurological semiology

to improve student motivation and engagement, and to provide a better understanding of this broad field.

Active learning is a growing trend in universities, and has been associated with better outcomes than traditional lectures among undergraduate science, engineering and mathematics students [9]. The learner is encouraged to actively use knowledge rather than passively learn [10], as illustrated in Miller’s pyramid for medical education [11]. Therefore, active learning can be helpful, taking different forms, such as problem-based learning or flipped-classroom formats [8, 12], with positive effects on learning as shown in a 2018 meta-analysis [13].

Game-based learning is gaining interest [14, 15] as it is active, student-centered, and rewarding. It can involve multiple sensory inputs and can be repeated as often as needed. Various adaptations of existing games have been proposed [16, 17], as well as online projects [18], which

*Correspondence: bertrand.degos@aphp.fr

¹ Neurology Department, APHP, Hôpital Avicenne, Hôpitaux Universitaires de Paris - Seine Saint Denis, Sorbonne Paris Nord, Bobigny, France
Full list of author information is available at the end of the article



© The Author(s) 2022. **Open Access** This article is licensed under a Creative Commons Attribution 4.0 International License, which permits use, sharing, adaptation, distribution and reproduction in any medium or format, as long as you give appropriate credit to the original author(s) and the source, provide a link to the Creative Commons licence, and indicate if changes were made. The images or other third party material in this article are included in the article’s Creative Commons licence, unless indicated otherwise in a credit line to the material. If material is not included in the article’s Creative Commons licence and your intended use is not permitted by statutory regulation or exceeds the permitted use, you will need to obtain permission directly from the copyright holder. To view a copy of this licence, visit <http://creativecommons.org/licenses/by/4.0/>. The Creative Commons Public Domain Dedication waiver (<http://creativecommons.org/publicdomain/zero/1.0/>) applies to the data made available in this article, unless otherwise stated in a credit line to the data.

are particularly interesting in the context of lockdowns due to the COVID-19 pandemic [19].

As an alternative or in addition to the Neurological Hat Game previously developed by Garcin et al. [17], we developed the “Neurospeed”, a new game to learn the semiology of neurological syndromes. We evaluated its effectiveness on short-term learning through Multiple Choice Questions (MCQs) and assessed students’ satisfaction through a satisfaction survey.

Methods

Design

This observational prospective study was conducted at the Faculty of Medicine Sorbonne Paris Nord in December 2020. It was approved by the local ethics committee (Comité Local d’Ethique pour la Recherche Clinique des Hôpitaux Universtaires Paris Seine Saint-Denis Avicenne-Jean Verdier-René Muret, CLEA-2020-157), and the internal review board of the Faculty of Medicine Sorbonne Paris Nord, which authorized the inclusion of the Neurospeed game in the medical curriculum of third-year medical students.

Participants

All third-year medical students were included, as the Neurospeed game was integrated into their neurology curriculum. An online interactive board was generated to record all responses of the third-year medical students participating in this teaching. Students completed questionnaires on electronic tablets, before and after the Neurospeed session. The teaching took place during a one-week revision period of the neurological semiology. Groups of 6-8 students were made among the students. Each group was supervised by a neurologist (BD, JD, AdL). All participants gave their oral informed consent.

The Neurospeed game

A deck of 78 cards was designed by BD, with a neurological sign or symptom written on each card (see Additional file 1). Two senior neurologists (BG and JD) reviewed all words and verified that each card had a correct and properly spelled semiological term. Some cards could be used for different syndromes: for example, “dysarthria” and “tremor” could be part of a cerebellar syndrome, and part of a parkinsonian syndrome; “motor weakness” could be seen in a pyramidal syndrome and in a peripheral neuropathy. There were some cards with distractors, which did not belong to any syndrome, such as “dystonia” and “ballism”.

Each game session involves 6-8 participants and proceeds as follows: the cards are distributed, face down, to the players arranged in a circle. For the first round, all players turn over the top card of their deck at the same

time and for subsequent rounds, players take turns adding a card. At any time, if at least three of the cards turned over show a sign or symptom that constitutes a neurological syndrome, then the players should hit the table with their palms as quickly as possible. The player who hits the table first must say which syndrome is evoked and why. If that player is wrong, they get the cards back. If they are right, the last player who hits the table gets the returned cards. In addition, the player who reacts first and finds a syndrome can discard one of their cards by giving it to one of the players. The first player to run out of cards wins.

During and after each game session, participants could discuss their difficulties or questions, and the neurologist supervising the session provided explanations. The whole session lasted approximately 60 min, including two card-playing sessions and the debriefing session.

Multiple Choice Questions (MCQs)

The benefit of the Neurospeed game on short-term learning was assessed through 20 Multiple Choice Questions (MCQs) on neurological semiology (see Additional file 2). This questionnaire was designed by BD and corrected by BG to assess knowledge about symptoms and diagnoses. Just before starting the Neurospeed game, participants had to answer the 20 MCQs, which they had never seen before. They did not get their scores or any feedback on correct answers afterwards, to avoid interfering with the Neurospeed game. Then, after completion of the Neurospeed session, the students were assessed with the same 20 MCQs, but proposed in a different order. The delay between the pre-test and post-test MCQs was around 3 h. Only fully correct MCQs were counted as valid (1 point per MCQ), and students were given a limited time of 15 min to complete the MCQs. Possible knowledge scores ranged from 0 to 20.

Satisfaction survey

Participants completed a satisfaction survey immediately after the second MCQs session. The satisfaction survey consisted of 8 questions (see Additional file 3) that students were asked to answer according to a 5-choice Likert scale (1. Strongly agree, 2. Agree, 3. Neutral, 4. Disagree, 5. Strongly disagree). It has been previously used in similar studies [17, 20].

Grades on the neurology exam

In 2018 and 2019, the semiology curriculum of third-year medical students included a neurological version of the Hat Game [17]. The grades on the neurology exam of the third-year medical students who attended the Neurospeed game were compared to those from the two

previous years (2018 and 2019) who attended the neurological Hat Game.

Statistical analysis

Statistical analyses were conducted using R software version 4.0.4., with R studio version 1.4.1106. Categorical variables were described as counts and percentages, and quantitative variables as means and standard deviations (normal distribution). T-tests or paired t-tests were used to compare quantitative variables. Associations between categorical variables were assessed using the Chi-square test.

Results

Students

Out of the 199 third-year medical students, 148 took part in the Neurospeed teaching and answered the Multiple Choice Questions (MCQs) before and after the Neurospeed teaching. Nineteen students did not attend the Neurospeed teaching, and 32 did not answer the MCQs before the Neurospeed teaching because they were late (Fig. 1). The majority of participants were female ($N=92/148$, 62.2%) and the mean age was 21.1 ± 2.1 years.

MCQs results

Before the Neurospeed teaching, the mean MCQ score was 6.13 ± 3.87 . The mean score after the Neurospeed teaching was 8.03 ± 3.65 ($p = 1.28 \times 10^{-15}$), with a mean of the differences of 1.89 (Fig. 2). After the game, 49 out of 148 (33.1%) students had scores greater than or equal to 10, versus 29 students (19.6%) before the game ($p = 2.36 \times 10^{-10}$).

Satisfaction survey

Among the 148 students who attended the Neurospeed teaching and answered the MCQs, 123 (83.1%) completed the satisfaction survey after the game, yielding a total of 1107 answers. The results are presented in Table 1 and show that the students were overall satisfied with the Neurospeed.

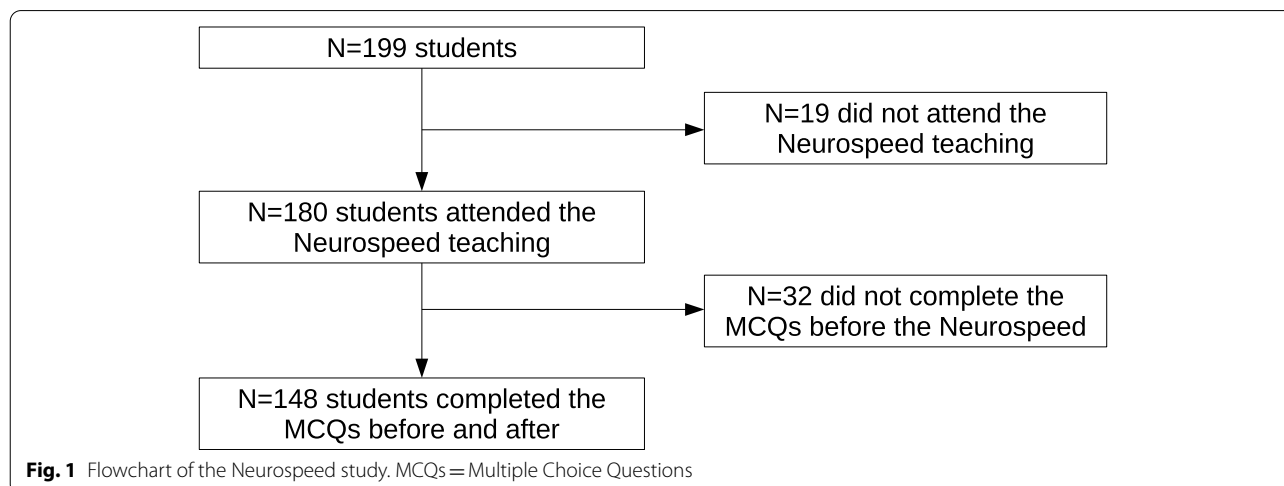
Grades on the neurology exam

The grades of the 180 third-year medical students who participated in the Neurospeed game were compared to those of third-year medical students from the two previous years who participated in the Neurological Hat Game [14] ($n = 167/177$ in 2019, $n = 150/169$ in 2018). The mean score on the neurology exam was significantly higher for the year 2020 (year of the Neurospeed teaching) compared to year 2018 (mean 13.46 ± 3.88 vs. 12.23 ± 3.47 , $p = 0.003$), but was not significantly different from year 2019 (mean 12.86 ± 2.95 , $p = 0.104$) (Fig. 3). The percentage of students scoring 10 or higher (out of 20) was not significantly different from the two previous years: 88.9% ($n = 160/180$) in 2020, vs. 88.0% ($n = 147/167$, $p = 0.801$) in 2019, and 87.9% ($n = 123/140$, missing data: $n = 10$, $p = 0.775$) in 2018.

Discussion

This study shows that the Neurospeed game improves short-term learning of neurological semiology, and is very appreciated by students. Indeed, students had better MCQ scores after the Neurospeed game, and most of them strongly agreed that it is a playful, useful and stimulating game.

This work has several limitations. First, the delay between the pre-test and post-test MCQs was short, resulting in a potential test/re-test effect, and preventing



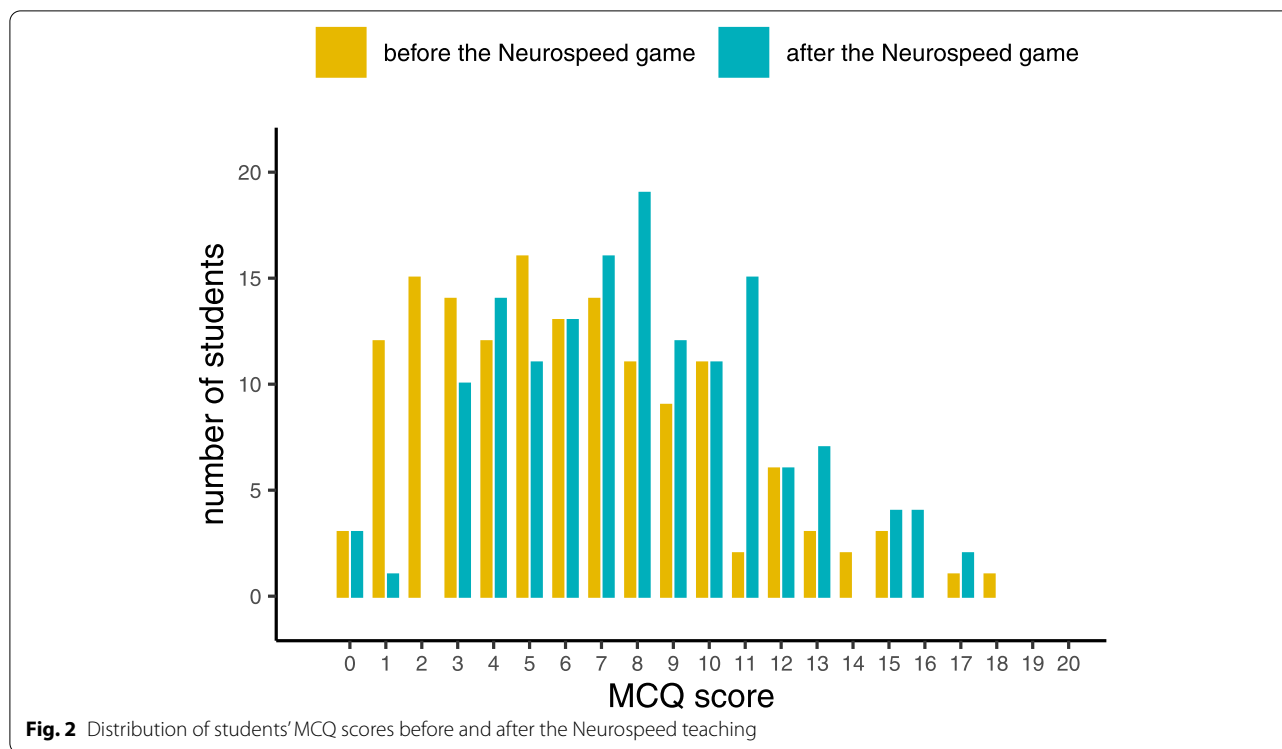


Fig. 2 Distribution of students' MCQ scores before and after the Neurospeed teaching

Table 1 Assessment of students' satisfaction survey regarding the Neurospeed (N = 123)

Proposals about the Neurospeed	Mean ± SD ^a
It is playful	1.22 (± 0.47)
It is a stimulating game	1.33 (± 0.61)
It helped better understand neurological semiology	1.40 (± 0.67)
It helped better remember neurological semiology	1.47 (± 0.69)
It was useful for reviewing the upcoming exam	1.41 (± 0.60)
It increased motivation to learn neurological semiology	1.37 (± 0.65)
Terms used were appropriate	1.71 (± 0.86)
It should be repeated in the future	1.33 (± 0.69)
It should be extended to other medical specialties	1.33 (± 0.72)

^a from strongly agree (1) to strongly disagree (5)

any study of the impact of the game on long-term memory. Unfortunately, the time available for each session was limited, and the organization was complicated by the ongoing pandemic. As a result, only short-term memory could be evaluated. A long-term assessment, and the use of different questions in the MCQs for the pre- and for the post-test, would help mitigate these limitations in future studies. In a recent study (Clément et al.), we demonstrated that the Hat Game, which is, like the Neurospeed, a card game aimed at learning the neurological semiology, maintained performance improvement 3 months after the game [20]. Second, since all students

were enrolled in the Neurospeed game, we did not have a control group with a lecture for comparison. Third, the Neurospeed game focuses on memorization of neurological syndromes through repetition: one could argue that clinical reasoning is not involved. However, a neurologist supervised the session in order to correct mistakes and to provide precision regarding neurological semiology and physiology. The Neurospeed game, and gamified learning in general, cannot be a substitute for a teacher, and is intended as a means of teaching, in addition to traditional lectures. Fourth, as mentioned above, the organization of this teaching was complicated by the health situation related to COVID-19 pandemic, with each session being time-limited to rotate small groups of students, resulting in a loss of data due to late arrival or early departure of some students.

The Neurospeed game is convenient to use: it only requires a deck of cards and can be played anywhere. It is inexpensive, unlike simulation games that require sophisticated platforms, or computerized games. Different games can be played with the same material, since it is possible to play the Neurological Hat Game [17] or the Neurospeed with the same deck of cards. Furthermore, the game can be adapted to the level of the students by adding or removing certain cards.

Several aspects of the Neurospeed game may participate in learning improvement. First, it involves reading and verbal inputs: sensory read-write and auditory

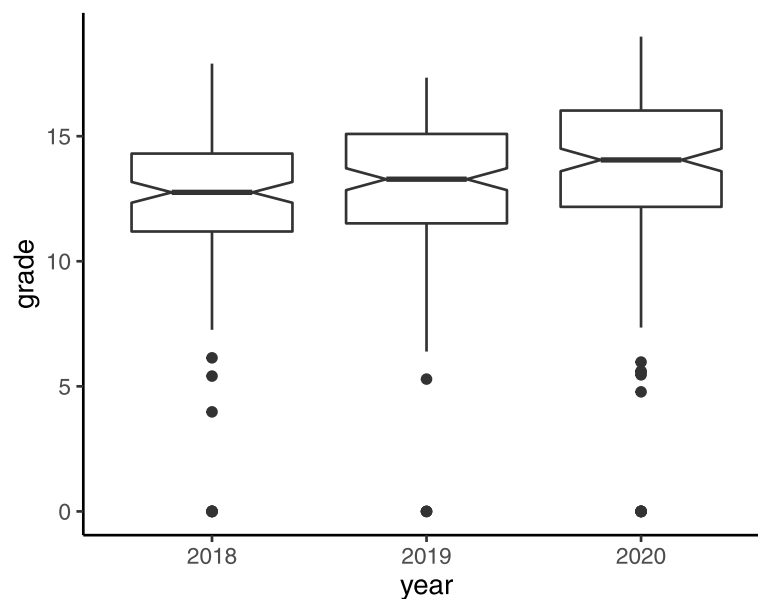


Fig. 3 Grades on the Neurology Exams for the years 2018, 2019 and 2020 (exclusion of the students who did not participate in the neurological Hat Game or the Neurospeed game)

modalities are common among students, who generally prefer non-unimodal learning [21–23]. Second, it engages high levels of attention, which is important for working memory consolidation [24]. Third, the active participation, positive mood (as reflected by the students' satisfaction survey), motivation and reward associated with the game have a positive effect on the learning experience [25–30], notably through the involvement of mesocorticolimbic pathways [31, 32]. Another interesting aspect of the Neurospeed is *interleaving*: students quickly switch between different types of neurological syndromes throughout the game, and this learning technique has been recognized as effective in medical education [33]. Regarding the conceptual framework of the Neurospeed teaching, several learning theories can be invoked. According to the cognitive load theory, which focuses on optimizing working memory, the Neurospeed can help novice medical students decrease their intrinsic load when performing the neurological examination of a patient, since it trains them to quickly recognize semiological patterns [34]. As developed in social cognitive learning theory, students can learn by observing and listening to each other's explanations during the Neurospeed, and through enhancement of their self-efficacy by positive emotions generated by this playful, sane competition [35]. In this study, we compared the grades of the students to previous years, to assess the impact of the game on neurology exam results. The grades on the neurology exam were improved compared to year 2018, but not compared to year 2019. However, it is important to

note that students who took the Neurology exam on year 2018 and 2019 had another type of game-based learning, the “Neurological Hat Game” [17]. In a future randomized controlled study, the Neurological Hat Game and the Neurospeed game could be compared to assess whether one game is more effective than the other. The combination of both games could also be tested to determine if it has an additive effect. The majority of students had MCQ scores below 10/20 even after the Neurospeed game. This is comparable to previous results obtained after the Neurological Hat Game [17] and is partly due to the scoring being on an “all-or-nothing” basis. However, this suggests that gaming alone is insufficient, and that several repetitions of the games may be necessary for a better memorization. Overall, our results tend to confirm those observed with the “Neurological Hat Game” by Garcin et al. [17].

Active and game-based learning have limitations: the sessions can be time-consuming, and in the medical field, with high academic requirements in a limited amount of time, it cannot be applied to the whole program and should probably be limited to some specific subspecialties [12]. In addition, a lack of buy-in from students may occur, for instance due to the increased preparation time, and limit the implementation of this type of teaching method [12, 36]. Another issue is the need for trained faculty staff, familiar with adult learning theories and game-based education [36]. Although gamified learning is promising, evidence is lacking regarding the effectiveness of educational games as a teaching strategy for medical

Table 2 Gamified active learning in Neurology for medical students/residents

Study	Lim et al., 2008 [40]	Roze et al., 2018 [38]	Garcin et al., 2019 [17]	Schuh et al., 2008 [42]	Raskurazhev et al., 2021 [16]
Location	National University of Singapore	Faculty of Medicine, Sorbonne University, Paris	Faculty of Medicine, Sorbonne University, Paris	Henry Ford Hospital, Detroit, USA	Research Center of Neurology, Moscow, Russia
Participants	Medical students, year not mentioned	Third-year medical students	Second-year medical students	Neurology residents	Neurology residents
Description	Online neurological localisation game (eNLG) with modified essay questions featuring simulated patients	The Move: Mime-based role-play training programme of neurological semiology	Neurological version of the 'Hat Game'	weekly presentations, followed by a game show-type oral quiz, teambased	Educational board game: <i>Neurology</i> , pilot study
Number of participants	n = 76	The Move: n = 186 Standard teaching alone: n = 366	n = 107	Intervention: n = 17 Historical control (lectures): n = 20	n = 51
Learning assessment and outcomes	NA	Written semiology test 30 months after neurological rotation: 14% better ranking in <i>The Move</i> group (adjusted mean neurological semiology score)	Multiple Choice Questions (MCQs) before and after the game Improvement after the game: mean (±SD) score of 15.56 (±5.8) vs. 8.44 (± 4.34), p < 0.001	percent correct subset neuro-physiology Residency Inservice Training Examination (RITE) scores: mean (±SD) score of 63.6 ± 4.12 in intervention group vs 49.4 (±2.35) in control group, p = 0.002	Pre and post-play questionnaire: 3.2 (±1.7) vs. 7.8 (±1.6), p < 0.001
Satisfaction survey	93% felt the eNLG helped to better understand neurological localisation principles	NA	All students agreed that the exercise was playful	NA	Residents enjoyed the game (rate 9/10), helpful to learn neurology for 96% of participants

NA Not Applicable

students [37]. In a systematic review of serious games in medical education by Gorbanev et al., the effectiveness of these games was moderate, and the pedagogical strategies used were mostly behaviourist and cognitivist, focusing on memory and skill development through repetition [14]. In the field of neurology, several studies have been promising, and serious games have met the expectations of students, who often consider neurological semiology to be particularly difficult to grasp [5, 17, 38–40]. However, evidence supporting the use of game-based learning in neurology remains scarce [36]. Gamified learning formats could be useful for specific topics that particularly trigger neurophobia, such as neurological semiology [5, 41]. Table 2 summarizes five studies of gamified active learning in neurology, among medical students and residents. Overall, students were satisfied with these different types of interventions. Roze et al. showed positive results for long-term retention of neurological semiology, with a role-play training program [38]. Outcomes were assessed with written exams in most studies, including ours.

In the future, studies should include larger samples and control groups, in the setting of multi-center collaborations, and evaluate long-term outcomes [36]. Adding a practical assessment could be considered, in order to determine whether students have acquired clinical skills.

Conclusions

In conclusion, considering the improvement of students' performance and positive feedback, the Neurospeed game appears to be an interesting pedagogical tool for teaching neurological semiology, as a complement to traditional lectures or other gamified teachings. These results need to be confirmed by a randomized controlled study assessing long-term memory and comparing the Neurospeed game to traditional lecturing and to other types of gamified learning such as the Neurological Hat Game.

Abbreviation

MCQs: Multiple Choice Questions.

Supplementary Information

The online version contains supplementary material available at <https://doi.org/10.1186/s12909-022-03316-8>.

Additional file 1. List of the neurological symptoms or signs written on each card.

Additional file 2. Multiple Choice Questions.

Additional file 3. Satisfaction Questionnaire.

Acknowledgements

Not applicable.

Authors' contributions

B.D., J.D. and B.G. developed and reviewed the Neurospeed game and the Multiple Choice Questions. S.B. and L.J. organised the Neurospeed game sessions and data collection. B.D., J.D., A.d.L. supervised the Neurospeed game sessions. S.Z. analyzed the data. S.Z., B.G. and B.D. wrote the main manuscript text. S.Z. prepared the figures. All authors read and approved the final manuscript.

Funding

None.

Availability of data and materials

The datasets used and analysed during the current study are available using the following links:

https://docs.google.com/spreadsheets/d/1kOPJJBHub6cc_ebbdJ24wRcW4uOh4uSi/edit#gid=1320464670

<https://docs.google.com/spreadsheets/d/1Sdr9p4eH1u-A5xyEaZY-bAhjtKCrTJd/edit#gid=1857241676>

Declarations

Ethics approval and consent to participate

All methods were performed in accordance with the Declaration of Helsinki. The study was approved by the local ethics committee (Comité Local d'Ethique pour la Recherche Clinique des Hôpitaux Universitaires Paris Seine Saint-Denis Avicenne-Jean Verdier-René Muret, CLEA-2020-157) and the internal review board of the Faculty of Medicine Sorbonne Paris Nord, which authorized the inclusion of the Neurospeed game in the medical curriculum for third-year medical students. All participants gave their oral informed consent, as agreed with the local ethics committee (Comité Local d'Ethique pour la Recherche Clinique des Hôpitaux Universitaires Paris Seine Saint-Denis Avicenne-Jean Verdier-René Muret, CLEA-2020-157).

Consent for publication

Not applicable.

Competing interests

The authors declare that they have no competing interests.

Author details

¹Neurology Department, APHP, Hôpital Avicenne, Hôpitaux Universitaires de Paris - Seine Saint Denis, Sorbonne Paris Nord, Bobigny, France. ²Medicine Department, UFR SMBH, Sorbonne Paris Nord, Bobigny, France. ³Healthcare Simulation Center, UFR SMBH, Sorbonne Paris Nord, Bobigny, France. ⁴Center for Interdisciplinary Research in Biology, Collège de France, CNRS UMR7241/INSERM U1050, Université PSL, Paris, France.

Received: 26 September 2021 Accepted: 11 March 2022

Published online: 31 March 2022

References

- Liu C-H, Hsu L-L, Hsiao C-T, Hsieh S-I, Chang C-W, Huang ES, et al. Core neurological examination items for neurology clerks: a modified Delphi study with a grass-roots approach. *PLoS One*. 2018;13(5):e0197463.
- Schon F, Hart P, Fernandez C. Is clinical neurology really so difficult? *J Neurol Neurosurg Psychiatry*. 2002;72(5):557–9.
- Moore FGA, Chalk C. The essential neurologic examination: what should medical students be taught? *Neurology*. 2009;72(23):2020–3.
- Conway S, Tubridy N. "Neurophobia": more nurture than nature? *Ir Med J*. 2018;111(3):710.
- Tarolli CG, Józefowicz RF. Managing Neurophobia: how can we meet the current and future needs of our students? *Semin Neurol*. 2018;38(4):407–12.
- Flanagan E, Walsh C, Tubridy N. 'Neurophobia'—attitudes of medical students and doctors in Ireland to neurological teaching. *Eur J Neurol*. 2007;14(10):1109–12.

7. Pakpoor J, Handel AE, Disanto G, Davenport RJ, Giovannoni G, Ramagopalan SV, et al. National survey of UK medical students on the perception of neurology. *BMC Med Educ*. 2014;14:225.
8. Schaefer SM, Dominguez M, Moeller JJ. The future of the lecture in neurology education. *Semin Neurol*. 2018;38(4):418–27.
9. Freeman S, Eddy SL, McDonough M, Smith MK, Okoroafor N, Jordt H, et al. Active learning increases student performance in science, engineering, and mathematics. *Proc Natl Acad Sci U S A*. 2014;111(23):8410–5.
10. Taylor DCM, Hamdy H. Adult learning theories: implications for learning and teaching in medical education: AMEE guide no. 83. *Med Teach*. 2013;35(11):e1561–72.
11. Miller GE. The assessment of clinical skills/competence/performance. *Acad Med*. 1990;65(9 Suppl):S63–7.
12. Sandrone S, Berthaud JV, Carlson C, Cios J, Dixit N, Farheen A, et al. Strategic considerations for applying the flipped classroom to neurology education. *Ann Neurol*. 2020;87(1):4–9.
13. Hew KF, Lo CK. Flipped classroom improves student learning in health professions education: a meta-analysis. *BMC Med Educ*. 2018;18(1):38.
14. Gorbanev I, Agudelo-Londoño S, González RA, Cortes A, Pomares A, Delgado V, et al. A systematic review of serious games in medical education: quality of evidence and pedagogical strategy. *Med Educ Online*. 2018;23(1):1438718.
15. van Gaalen AEJ, Brouwer J, Schönrock-Adema J, Bouwkamp-Timmer T, Jaarsma ADC, Georgiadis JR. Gamification of health professions education: a systematic review. *Adv Health Sci Educ Theory Pract*. 2021;26(2):683–711.
16. Raskurazhev A, Kuznetsova P, Khizhnikova AE, Klochkov A, Bakulin I, Annushkin V, et al. Neuropoly: an educational board game to facilitate neurology learning. *Front Syst Neurosci*. 2021;15:688210.
17. Garcin B, Mariani LL, Méneret A, Mongin M, Delorme C, Cormier F, et al. The “neurological hat game”: a fun way to learn the neurological semiology. *Rev Neurol (Paris)*. 2019;175(9):528–33.
18. Huber J, Wittl M, Schunk M, Fischer MR, Tolks D. The use of the online inverted classroom model for digital teaching with gamification in medical studies. *GMS. J Med Educ*. 2021;38(1):Doc3.
19. Sandrone S, Albert DV, Dunham SR, Kraker J, Noviaawaty I, Palm M, et al. Training in neurology: how lessons learned on teaching, well-being and telemedicine during the COVID-19 pandemic can shape the future of neurology education. *Neurology*. 2021. <https://doi.org/10.1212/WNL.000000000012010>.
20. Clément A, Delage R, Chollier M, Josse L, Gaudry S, Zahar J-R, et al. Prospective study on a fast-track training in psychiatry for medical students: the psychiatric hat game. *BMC Med Educ*. 2020;20(1):373.
21. Samarakoon L, Fernando T, Rodrigo C. Learning styles and approaches to learning among medical undergraduates and postgraduates. *BMC Med Educ*. 2013;13:42.
22. Urval RP, Kamath A, Ullal S, Shenoy AK, Shenoy N, Udupa LA. Assessment of learning styles of undergraduate medical students using the VARK questionnaire and the influence of sex and academic performance. *Adv Physiol Educ*. 2014;38(3):216–20.
23. Lujan HL, DiCarlo SE. First-year medical students prefer multiple learning styles. *Adv Physiol Educ*. 2006;30(1):13–6.
24. Ricker TJ, Nieuwenstein MR, Bayliss DM, Barrouillet P. Working memory consolidation: insights from studies on attention and working memory. *Ann NY Acad Sci*. 2018;1424(1):8–18.
25. Friedlander MJ, Andrews L, Armstrong EG, Aschenbrenner C, Kass JS, Ogden P, et al. What can medical education learn from the neurobiology of learning? *Acad Med*. 2011;86(4):415–20.
26. Bourgeois A, Chelazzi L, Vuilleumier P. How motivation and reward learning modulate selective attention. *Prog Brain Res*. 2016;229:325–42.
27. Shigemune Y, Abe N, Suzuki M, Ueno A, Mori E, Tashiro M, et al. Effects of emotion and reward motivation on neural correlates of episodic memory encoding: a PET study. *Neurosci Res*. 2010;67(1):72–9.
28. Kober SE, Wood G, Kiili K, Moeller K, Ninaus M. Game-based learning environments affect frontal brain activity. *PLoS One*. 2020;15(11):e0242573.
29. Bäuml K-H, Kuhbandner C. Positive moods can eliminate intentional forgetting. *Psychon Bull Rev*. 2009;16(1):93–8.
30. Augustyński RA, Ables AZ, Guilford P, Lujan HL, Cortright RN, DiCarlo SE. Intrinsic motivation: an overlooked component for student success. *Adv Physiol Educ*. 2016;40(4):465–6.
31. Adcock RA, Thangavel A, Whitfield-Gabrieli S, Knutson B, Gabrieli JDE. Reward-motivated learning: mesolimbic activation precedes memory formation. *Neuron*. 2006;50(3):507–17.
32. Wittmann BC, Schott BH, Guderian S, Frey JU, Heinze H-J, Düzel E. Reward-related fMRI activation of dopaminergic midbrain is associated with enhanced hippocampus-dependent long-term memory formation. *Neuron*. 2005;45(3):459–67.
33. Schmidt HG, Mamede S. How cognitive psychology changed the face of medical education research. *Adv Health Sci Educ Theory Pract*. 2020;25(5):1025–43.
34. Young JQ, Van Merriënboer J, Durning S, Ten Cate O. Cognitive load theory: implications for medical education: AMEE guide no. 86. *Med Teach*. 2014;36(5):371–84.
35. Cook DA, Artino AR. Motivation to learn: an overview of contemporary theories. *Med Educ*. 2016;50(10):997–1014.
36. Sandrone S, Carlson C. Gamification and game-based education in neurology and neuroscience: applications, challenges, and opportunities. *Brain Disorders*. 2021;1:100008.
37. Akl EA, Pretorius RW, Sackett K, Erdley WS, Bhoopathi PS, Alfarah Z, et al. The effect of educational games on medical students’ learning outcomes: a systematic review: BEME guide no 14. *Med Teach*. 2010;32(1):16–27.
38. Roze E, Worbe Y, Louapre C, Méneret A, Delorme C, McGovern E, et al. Miming neurological syndromes improves medical student’s long-term retention and delayed recall of neurology. *J Neurol Sci*. 2018;391:143–8.
39. Roze E, Flamand-Roze C, Méneret A, Ruiz M, Le Liepvre H, Duguet A, et al. “The move”, an innovative simulation-based medical education program using roleplay to teach neurological semiology: students’ and teachers’ perceptions. *Rev Neurol (Paris)*. 2016;172(4–5):289–94.
40. Lim EC-H, Seet RCS. Using an online neurological localisation game. *Med Educ*. 2008 Nov;42(11):1117.
41. Matthias AT, Nagasingha P, Ranasinghe P, Gunatilake SB. Neurophobia among medical students and non-specialist doctors in Sri Lanka. *BMC Med Educ*. 2013;13:164.
42. Schuh L, Burdette DE, Schultz L, Silver B. Learning clinical neurophysiology: gaming is better than lectures. *J Clin Neurophysiol*. 2008;25(3):167–9.

Publisher’s Note

Springer Nature remains neutral with regard to jurisdictional claims in published maps and institutional affiliations.

Ready to submit your research? Choose BMC and benefit from:

- fast, convenient online submission
- thorough peer review by experienced researchers in your field
- rapid publication on acceptance
- support for research data, including large and complex data types
- gold Open Access which fosters wider collaboration and increased citations
- maximum visibility for your research: over 100M website views per year

At BMC, research is always in progress.

Learn more biomedcentral.com/submissions

