

Medical students as sexual health peer educators: who benefits more?

Florence Bretelle, Raha Shojai, Julie Brunet, Sophie Tardieu, Marie Manca, Joelle Durant, Claire Ricciardi, Leon Boubli, George Leonetti

► **To cite this version:**

Florence Bretelle, Raha Shojai, Julie Brunet, Sophie Tardieu, Marie Manca, et al.. Medical students as sexual health peer educators: who benefits more?. BMC Medical Education, BioMed Central, 2013, pp.162. inserm-01094558

HAL Id: inserm-01094558

<https://www.hal.inserm.fr/inserm-01094558>

Submitted on 12 Dec 2014

HAL is a multi-disciplinary open access archive for the deposit and dissemination of scientific research documents, whether they are published or not. The documents may come from teaching and research institutions in France or abroad, or from public or private research centers.

L'archive ouverte pluridisciplinaire **HAL**, est destinée au dépôt et à la diffusion de documents scientifiques de niveau recherche, publiés ou non, émanant des établissements d'enseignement et de recherche français ou étrangers, des laboratoires publics ou privés.

RESEARCH ARTICLE

Open Access

Medical students as sexual health peer educators: who benefits more?

Florence Bretelle^{1,2*}, Raha Shojai¹, Julie Brunet³, Sophie Tardieu⁴, Marie Christine Manca⁵, Joelle Durant⁶, Claire Ricciardi⁷, Leon Boubli⁸ and George Leonetti⁸

Abstract

Background: A prospective study was conducted to evaluate the impact of an educational reproductive health program on medical student peer educators and the secondary school pupils whom they taught.

Methods: The Marseille School of Medicine and ten public secondary schools participated in the study. Medical students were recruited and trained as peer educators to promote sexual health in the secondary schools. The medical students and secondary school pupils were evaluated before and after education program. The main outcome measure was the sexual health knowledge score on a 20-item questionnaire (maximum score 20).

Results: A total of 3350 students attended the peer-led course conducted by 107 medical students. The medical students' score increased significantly before and after the course (from 15.2 ± 1.8 to 18.3 ± 0.9 ; $p < 0.001$). The knowledge score of the pupils increased (from 7.8 ± 4 to 13.5 ± 4.4 ; $p < 0.001$). The girls' score was significantly higher than the boys' score after the course, but not before (14.5 ± 3.3 vs 12.5 ± 4.6 ; $p < 0.001$). Prior to the course, the score among the female medical students was significantly higher than that of the males. The overall knowledge increase was not significantly different between medical students and secondary school pupils (mean 3.1 ± 1 and 5.7 ± 4 respectively; $p > 0.05$).

Conclusions: The program was effective in increasing the knowledge of medical students as well as secondary school pupils. Male sexual health knowledge should be reinforced.

Keywords: Education, Reproductive health, Public health, Teenagers

Background

The rate of abortions among teenagers in France has dramatically increased in recent years, increasing from 8.9 to 14.5 per 1000 women between 2002 and 2012 [1]. Currently, it is estimated that over 26 000 adolescents have an abortion annually, representing 15% of pregnancy terminations [1]. Increased efforts are being made to improve reproductive health programs, though their implementation remains controversial [2,3]. The increase of unintended pregnancies may reflect the limited effectiveness preventive measures delivered in secondary schools.

In France, the content and quality of these educational programs are varied and their impact in curbing the rate of unintended pregnancies is difficult to assess since they are provided by a wide range of professionals, including biology teachers, school nurses, social health workers and medical doctors specialised in public health, family planning, general medicine or gynaecology. The initial training of these professionals varies widely, and the content of the message given to pupils is difficult to summarize, and therefore evaluate. The methods of communication are diverse and have not been well evaluated.

A different approach involving peers as sex educators has recently been implemented in the UK. Recent studies of peer education programs have shown positive impact on risk-taking behaviours compared to traditional teacher-led educational programs. Peer education is a broad concept with several definitions. In brief, peer education programs train and motivate young people to undertake

* Correspondence: florence.bretelle@ap-hm.fr

¹Department of Gynaecology and Obstetrics, Gynepole Marseille, AP-HM, AMU, Division of Women and Child Care, Hôpital Nord, Chemin des Bourrelly 13915, Marseille Cedex 20, France

²UMR CNRS-IRD 6236 –Marseille Faculty of Medicine, Aix Marseille Université, Marseille INSERM U1095, France

Full list of author information is available at the end of the article

informal or organized educational activities with their peers with the aim of increasing their knowledge in order to decrease risky behaviour and improve future health. This concept has been further extended to training medical school students as peer educators in settings where sexual health education did not exist, and the results have been encouraging [4-6]. The peer educators have the potential advantage to have less stereotype beliefs and were all given the same training at the beginning of the program. They were also younger, and as such were able to communicate more easily with the pupils [7]. On the basis of these models, medical students were recruited as peer educators to promote sexual health in French secondary schools. Medical students have the advantage of their medical knowledge and are slightly older than the usual peer educators. Students themselves can also be a target of sexual health program, as it has been recently reported high rate of risky sexual behaviours [8].

Therefore our aim was to determine whether an educational reproductive health program conducted by medical student peer educators increased the knowledge of secondary school pupils and also of the medical students themselves.

Methods

A prospective evaluation of a new program on sexual health was conducted between September 2010 and June 2012 (two academic years).

The program intends to develop a strong collaboration between the professional routinely involved in the information on sexual health in the country to educate the medical student in this specific field.

The School of Medicine of the University of Aix-Marseille II created a specific course entitled "Sexual Education Health Care and Contraception" in 2006 for second- and third-year medical students. The program had been formulated over the course of a year by a multidisciplinary team of professionals brought together by academic faculty members (FB, RS), and included representatives of family planning associations (MCM and CR) and from the local education authority (JD). The French ministry of education approved the educational content.

Registration for the course was optional, but provided bonus points were offered at the end of the year to those completing the medical curriculum. The local ethics committee of Institut Federatif de Recherche (IFR) 48 approved, validated and registered the project under the number 10-008.

The program provided 24 hours of instruction on reproductive preventive care, counselling, communication and public health; and was delivered over the course of six afternoons. Following the didactic course, medical

students were divided in groups of two (a female and a male, or two females). Each pair conducted 6 educational sessions for the 8th grade classes in various secondary schools. Fourteen secondary schools in the town of Marseille were contacted in order to participate in the program, and 10 voluntarily agreed to do so. Each session was divided into two parts: the first with the class as a whole, and then they were divided into same-sex groups for peer and pupil discussion.

The medical students were paired (before and after questionnaire) for analysis. For the interventions in the school, the students were grouped (by 2 or 3) and if possible with a female and a male.

Medical students taught on matters concerning sexuality, unwanted pregnancy, contraception and infectious diseases. Pupils could also submit questions written anonymously. The students had also the possibility to draw on the dashboard.

The teenagers' parents had previously been informed by the school about the peer-led sex education program, and they were given the option of refusing the program; in the which case, the pupil went to study in another room.

Evaluation was performed by an independent team from the Public Health Department of the university hospital (ST) and covered the 2007-2008 and 2008-2009 academic years. Medical students and secondary school pupils took one questionnaire that evaluated their knowledge of sexual health before and after the course, and another that evaluated their degree of satisfaction with the peer-led sessions.

Medical students' answers to the questionnaires did not influence their grade upon completion of the course.

The knowledge questionnaire included 20 items focused on contraception, abortion, sexuality, and infections (Table 1). Medical students' and pupils' performance was graded on a scale from 0 to 20 (one point per correct response). Higher scores indicated high levels of knowledge. The knowledge questionnaire items were the same for the secondary school pupils and medical students. The satisfaction questionnaire was a 10-item, 5-point Likert scale self-report measure. This questionnaire focused on program organization, content and overall satisfaction. The satisfaction questionnaire items were different for pupils and medical students.

Medical students completed 4 questionnaires: two knowledge questionnaires—one before and one after the didactic course and school sessions respectively, and the two other questionnaires evaluating their satisfaction with the program itself and their interventions.

The pupils completed two questionnaires on the day of intervention in their school (before and after intervention). The evaluation chart is summarized in Figure 1. Open answer was available at the end of the questionnaire.

Table 1 Questionnaire fulfilled by students and pupils before and after the intervention

Age :	Sex :		Classroom :	
	True	False	I don't know	
1. The risk of pregnancy is low when the male withdraws before ejaculation	<input type="radio"/>	<input type="radio"/>	<input type="radio"/>	
2. It is possible to become pregnant when having intercourse during menses	<input type="radio"/>	<input type="radio"/>	<input type="radio"/>	
3. If you avoid having sex during the ovulation period, the pregnancy risk is low	<input type="radio"/>	<input type="radio"/>	<input type="radio"/>	
4. It is possible to obtain contraceptive pills without parental consent	<input type="radio"/>	<input type="radio"/>	<input type="radio"/>	
5. Contraceptive pills are available freely in the family planning clinic	<input type="radio"/>	<input type="radio"/>	<input type="radio"/>	
6. It is mandatory to have a gynaecologic examination before starting contraceptive pills	<input type="radio"/>	<input type="radio"/>	<input type="radio"/>	
7. If you forget your pill one more than 12 hours day you will not be protected from becoming pregnant	<input type="radio"/>	<input type="radio"/>	<input type="radio"/>	
8. When you stop taking contraceptive pills, the protective effect remains for several weeks	<input type="radio"/>	<input type="radio"/>	<input type="radio"/>	
9. Contraceptive pills can lead to infertility	<input type="radio"/>	<input type="radio"/>	<input type="radio"/>	
10. Condoms are effective in preventing sexually transmitted infections	<input type="radio"/>	<input type="radio"/>	<input type="radio"/>	
11. It is rare for condoms to break	<input type="radio"/>	<input type="radio"/>	<input type="radio"/>	
12. The best contraceptive method is a combination of condoms and contraceptive pills	<input type="radio"/>	<input type="radio"/>	<input type="radio"/>	
13. Minors can obtain the emergency pill anonymously and at no cost at family planning clinics and in schools	<input type="radio"/>	<input type="radio"/>	<input type="radio"/>	
14. The emergency pill is freely available in the pharmacy	<input type="radio"/>	<input type="radio"/>	<input type="radio"/>	
15. The emergency pill is more effective if it is administered soon after the unsafe intercourse	<input type="radio"/>	<input type="radio"/>	<input type="radio"/>	
16. Repeated use of the emergency pill is less effective than the classic contraceptive pill	<input type="radio"/>	<input type="radio"/>	<input type="radio"/>	
17. Intrauterine contraceptive devices are only for women who have already given birth	<input type="radio"/>	<input type="radio"/>	<input type="radio"/>	
18. Other available methods of contraception are the patch, ring, and contraceptive implant	<input type="radio"/>	<input type="radio"/>	<input type="radio"/>	
19. Contraception is a matter that also concerns males	<input type="radio"/>	<input type="radio"/>	<input type="radio"/>	
20. Pregnancy can occur even after the first act of intercourse	<input type="radio"/>	<input type="radio"/>	<input type="radio"/>	

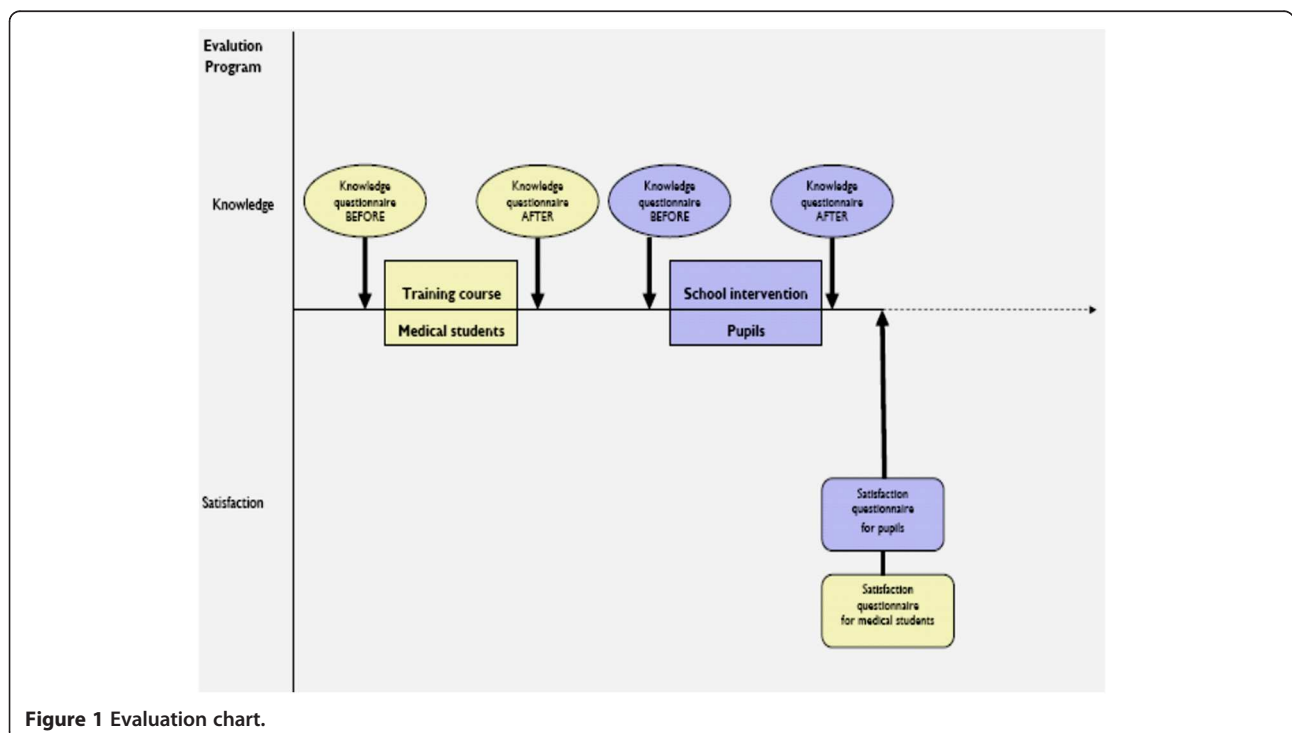


Figure 1 Evaluation chart.

They can describe freely in it their difficulties during their intervention.

All of the medical students and pupils were asked to fill out the questionnaires. Descriptive statistics were summarized by frequency or by mean \pm standard deviation for quantitative parameters.

The scores on the knowledge questionnaire before and after the course were compared using a paired Student's t-test for pupils and by Wilcoxon signed-rank test for medical students. The scores on the knowledge questionnaire were compared between gender using the Mann-Whitney test (medical students) or Student's t-test (pupils) according to the distribution of the data. Satisfaction questionnaires were descriptively analysed. Lastly, the difference in overall knowledge acquisition between students and pupils was compared. Statistical analysis was performed using SPSS software. General level of significance was fixed at 0.05.

Power calculation: we estimate that pupils will have an initial correct response rate of 50% and that after intervention this rate will increase up to 60%. Thus with a study power of 80%, a sample size of 383 pupils was required. Therefore a quarter of questionnaires were randomly selected.

This program received a grant from the Bouches-du-Rhone General Counsel (Conseil General de Bouches du Rhone).

Results

A total of 3350 pupils participated in the peer-led course. Sixty-five per cent of the questionnaires were correctly completed (before and after the program) and analysed ($n = 2177$ questionnaires were correctly fulfilled). Among them 25% were randomly selected ($n = 544$).

One hundred and seven medical students took the training course, and all filled out the evaluation forms. They were 21.2 (± 2.8) years old, 51% were male and 58% were in their 3rd year of medical school. The percentage reporting that they had received enough information for their own sexual health education was 96.8%. A total of 87.1% thought the program was important for their

medical curriculum, and 90% pointed out the importance of practical application after the didactic course.

The difficulties faced by the medical students are summarized in Figure 2. The main topics of their classes were contraception (94.1%), emergency contraception (91.2%), sexuality (91.2%), sexually transmitted infections including AIDS (82.4%), homosexuality (70.6%), abortion (70.6%), pornography (58.8%), human papilloma virus vaccination (58.8%), assisted reproductive techniques (26.5%), cervical cancer screening (17.6%) and parenthood (14.7%). Less frequent topics were adolescence, puberty, pregnancy, sexual violence, rape, male-female relationships, and sexual pleasure. Overall, 74.2% of the medical students reported being very satisfied with the course and 24.8% reported being satisfied. The percentage willing to repeat the experience was 83.9%.

The secondary school pupils were 13.5 (± 0.7) years old and 53.9% were male. A total of 87% were very pleased with the course. While 94.3% acknowledged having learned about sexual health education issues, 22.3% reported some form of embarrassment concerning various topics. A total of 78.4% requested similar peer-led courses on other topics such as: nutrition, addictions and driver safety. Although 81.6% of pupils discussed the course with their friends, only 39.4% discussed it with their parents.

There was an increase in sexual health knowledge for both the medical student group and secondary school pupil group before and after the course (Figure 3). Before the didactic course, the medical students' score in reproductive health was 15.2 (± 2.0 ; out of 20). The females' score was significantly higher compared to the males' score (15.8 ± 1.8 vs 14.5 ± 2.1 ; $p < 0.001$). The most common misconceptions were that intrauterine devices are reserved only for multiparous women (36% responded correctly) and there was no risk of pregnancy during menstrual periods (36% responded correctly).

After the course, the medical students' score increased significantly (to 18.3 ± 0.9 ; $p < 0.001$), with no difference between the males and females (18.5 ± 0.2 vs 18.1 ± 0.4 ; $p > 0.05$).

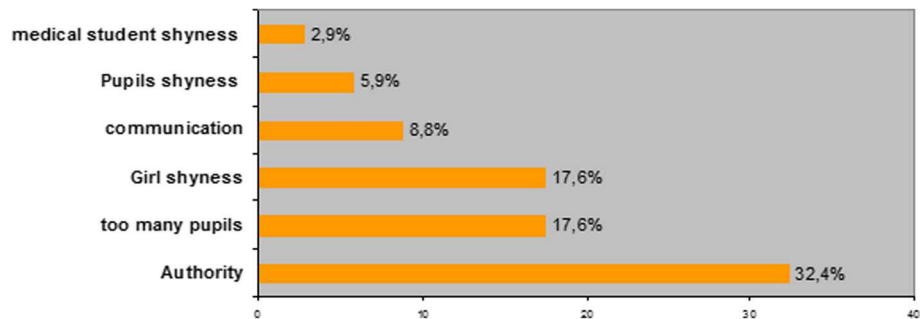


Figure 2 Difficulties during the course.

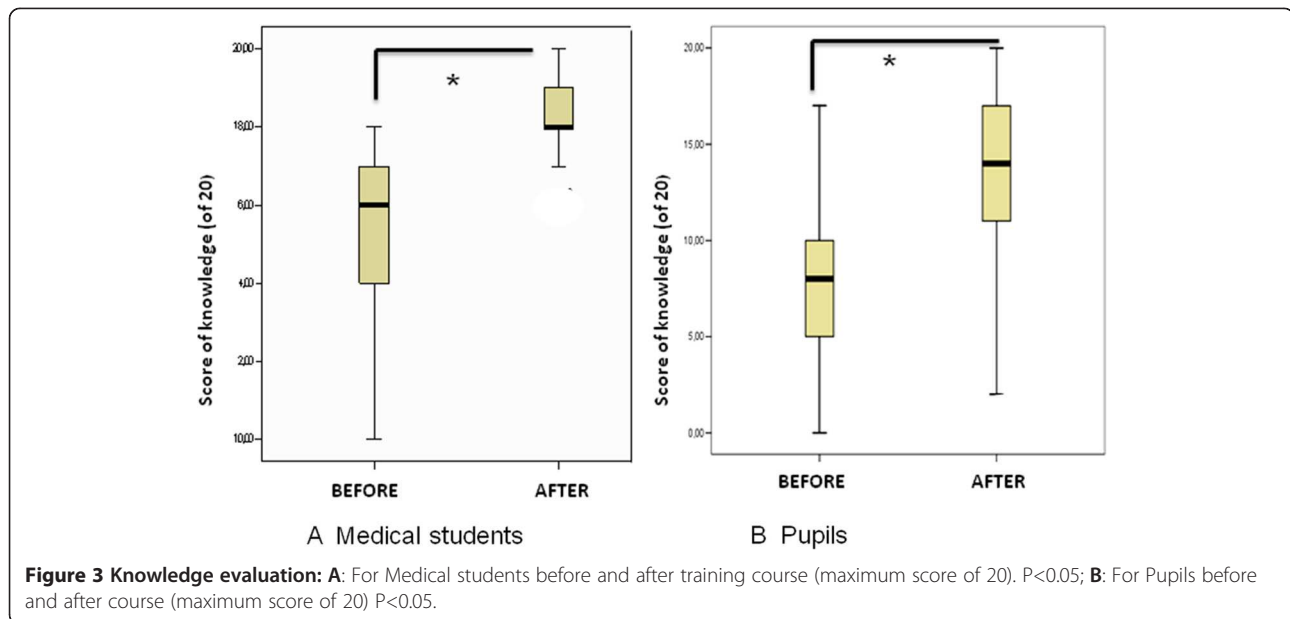


Figure 3 Knowledge evaluation: A: For Medical students before and after training course (maximum score of 20). $P < 0.05$; B: For Pupils before and after course (maximum score of 20) $P < 0.05$.

Before the course, the pupils' score in reproductive health was 7.8 ± 4 (out of 20) with no difference between girls and boys (7.6 ± 4.1 vs 8.4 ± 3.8 ; $p > 0.05$). The most common misconceptions were that: a gynaecologic pelvic examination is mandatory before prescription of oral contraceptives (20% responded correctly), IUDs are reserved for multiparous women (20% responded correctly), the risk of pregnancy is low if coitus is interrupted before ejaculation (35% responded correctly), the risk of pregnancy is low if intercourse occurs outside the ovulation time frame (48% responded correctly), and emergency pills is freely and readily available (50% responded correctly).

After the course, the pupils' knowledge score increased (to 13.5 ± 4.4 ; $p < 0.001$). The girls' score was significantly higher than the boys' score (14.5 ± 3.3 vs 12.5 ± 4.6 ; $p < 0.001$).

The facts that most pupils learned were that prolonged intake of oral contraceptives does not lead to infertility, a pelvic examination is not mandatory before intake of oral contraceptives, and there is a risk of pregnancy even if there is no ejaculation. However, following the course, 35% of pupils still thought that there was no time restriction for taking emergency hormonal contraception and 33% believed that contraception was a matter that concerned only the girls.

The overall increase in the knowledge score was not significantly different between medical students and pupils (score increases: $+ 5.7 \pm 4$ and 3.1 ± 1 respectively; $p > 0.05$).

Discussion

Medical students as peer educators are effective in helping to increase teenagers' knowledge in reproductive

health issues in the short term. As with other classical peer-led programs, education by medical students is popular among pupils. An unexpected finding in our study was that the baseline level of reproductive health knowledge among medical students was low (not substantially greater than that of teenagers at baseline). By the end of the program, however, the medical students' knowledge in this field increased as much as that of the pupils. In France, the core medical curriculum is 6 years long, and reproductive health is not taught until the 5th year. This might therefore explain the absence of a drastic difference between pupils and medical students at baseline. Overall female's knowledge (medical student or pupil's) was higher than male's. Difference in gender sexual health behaviors have been previously reported [9], but difference between knowledge poorly studied. Male are often excluded from sexual health program especially those concerning contraception's. This difference in our study can also be linked with our questionnaire focused on contraception. Nevertheless young male should know as much as female's to avoid unintended pregnancy.

Medical students were satisfied with their participation in peer-led education. As previously reported, their self-confidence increased [6]. A pedagogy comprising a theoretical course followed by a practical approach is recognized as valuable. Their opportunity to engage in a practical educational public health and preventive care project during the period of core studies was considered refreshing, as it differed from the traditional care [10,11]. It is possible that early exposure to preventive medicine may further encourage careers in this field. However, the design of our study did not assess the long-term impact of such program.

Whether the pupils' and medical student's increased knowledge has an impact on their behaviours has not yet been fully examined. Most studies have reported conflicting results, with end points frequently restricted solely to increased knowledge [3].

The long-term effects of such programs on sexual behaviours, rate of unwanted pregnancies or incidence of sexually transmitted infections is difficult to evaluate. The RIPPLE study assessed the impact over a seven-year period and found little difference when compared with conventional programs [5,12-14]. The reasons for mixed results are multiple: short intervention times, heterogeneity of peer educators, short follow up and the lack of subsequent review of the information given. Comparison among programs is methodologically hazardous. The content of different programs and interventions are generally poorly reported and studied populations are dissimilar for extrapolating results [13,15,16]. Our experimental program has the originality to gather various health care professionals implicated in reproductive health care. Particularly the family planning, a cost-saving preventive health structure, participates in the formation of medical students [17]. It may be representative of the various points of views involved in preventive and educational actions, though it was not compared to traditional teacher led interventions set by the ministry of education.

The experiences of other countries may influence future educational programs in reproductive health. The Netherlands has, for example, one of the lowest abortion rates in Europe [18]. This country promotes sex education as early as at the primary school level. Peer-to-peer education seems to be cost effective and has a degree of effectiveness after only a few sessions. Beside the time, contents and the early delivery of the information on sexual health problems it seems that repeat interventions have a positive impact [18].

Nonetheless, the present study has several limitations. Our data was collected from 65% of pupils who took the course. Therefore we have no information concerning the no responders whose knowledge may not have increased as a result of the program. Moreover there is a possible tutor effect according our analysis in cluster. Our study gives no information on the course's impact on the sexual behaviour of the pupils and medical students. Initially, the aim was to evaluate the pupils' sexual behaviour (i.e. unsafe sexual intercourse), but the national health education authority did not allow us to distribute a questionnaire asking about personal sexual habits. Therefore, we decided to evaluate only the knowledge level of the participants.

One of the advantages of peer education is that youth peer educators are less likely to be seen as authority figures [19]. In our program, medical students were older

than pupils (by an average of seven years), this can limit the impact of our program on pupils. Inversely the young age exposed to low knowledge, errors or misunderstanding during question answers.

Our program, like other previously described models, is an example of how medical institutions can develop a collaborative community education project contributing to the education of medical students and secondary school pupils. Furthermore, the International Federation of Medical Students Associations has been working with WHO to improve medical students' training on HIV/AIDS [20].

Negative effects of such health programs have not been described. There has been mention of resultant high-risk behaviour, but this has not been scientifically proven. Education programs cannot solve the whole problem. There are other factors that also have great influence on sexual behaviour, such as personal individual characteristics, family education and religious beliefs.

Conclusions

Our study shows that the program was effective in increasing the knowledge of medical students as well as secondary school pupils. Male sexual health knowledge should be support.

Abbreviations

IFR: Institut Federatif de Recherche; AIDS: Acquired immune deficiency syndrome; HIV: Human immunodeficiency virus.

Competing interests

We have no financial relationship with the organization that sponsored the research. We have had the full control of all primary data and that we agree to allow the Journal to review our data if requested.

Authors' contributions

FB designed the project and the study, she wrote the manuscript. RS and LB conceived the study and helped to draft the manuscript. JB participate into data analysis and manuscript arrangements. ST checked for quality data and performed the statistical analysis. MCM coordinate the study. JD and CR participate into medical student formations. JD coordinates the link between medical school and national health education. George Leonetti coordinates medical student formation and authorized them to teach in schools. All authors read and approved the final manuscript.

Acknowledgements

We want to acknowledge the head divisors and nurses of each participating secondary school: College Vallon des Pins, Chenier, Romain Rolland, Barnier, L'Estaque, JC Izzo, Vieux Port, Elsa Triolet, St Charles, le Russatel.

Author details

¹Department of Gynaecology and Obstetrics, Gynepole Marseille, AP-HM, AMU, Division of Women and Child Care, Hôpital Nord, Chemin des Bourrelly 13915, Marseille Cedex 20, France. ²UMR CNRS-IRD 6236 -Marseille Faculty of Medicine, Aix Marseille Université, Marseille INSERM U1095, France. ³CIC 1409, Assistance Publique des Hôpitaux de Marseille (AP-HM), Aix Marseille Université, AMU, Hôpital de la Conception, 147 bd Baille, 13005 Marseille, France. ⁴Medical Evaluation, Department of Public Health, Assistance Publique-Hôpitaux de Marseille, Aix Marseille Université, Marseille, France. ⁵Department of Medical Genetics, l'Hôpital d'Enfants de la Timone, Marseille, France. ⁶National Education Authority of Aix-Marseille, Education Nationale, Aix-en-Provence, France. ⁷Family Planning of Bouches-du-Rhône, Marseille, France. ⁸Faculty of Medicine, Aix Marseille Université, AMU, Marseille, France.

Received: 14 April 2014 Accepted: 29 July 2014
Published: 7 August 2014

References

1. Vilain A: **Etudes et résultats. Interruption volontaire de grossesse en 2012**, 884:1–6 [http://www.drees.sante.gouv.fr/IMG/pdf/er884.pdf]
2. Wight D, Raab G, Henderson M, Abraham C, Buston K, Hart G, Scott S: **Limits of teacher delivered sex education: interim behavioral outcomes from randomized trial.** *BMJ* 2002, **324**:1430–1436.
3. Henderson M, Wight D, Raab GM, Abraham C, Parkes A: **Impact of a theoretically based sex education program (SHARE) delivered by teachers on NHS registered conceptions and terminations: final results of cluster randomized trial.** *BMJ* 2007, **334**:133–137.
4. Jobanputra J, Clack AR, Cheeseman GJ, Glasier A, Riley SC: **A feasibility study of adolescent sex education: medical students as peer educators in Edinburgh schools.** *BJOG* 1999, **106**:887–891.
5. Sulak P, Sara J, MSa H, Dee Dee A, Fix BS, Kuehl T: **Impact of an adolescent sex education program that was implemented by an academic medical center.** *Am J Obstet Gynecol* 2006, **195**:78–84.
6. Faulder GS, Riley SC, Stone N, Glasier A: **Teaching sex education improves medical students' confidence in dealing with sexual health issues.** *Contraception* 2004, **70**:135–139.
7. Baghianimoghadam MH, Forghani H, Zolghadr R, Rahaei Z, Khani P: **Peer-led versus teacher-led AIDS education for female high-school students in Yazd, Islamic Republic of Iran.** *East Mediterr Health J* 2012, **18**:353–357.
8. Golbasi Z, Kelleci M: **Sexual experience and risky sexual behaviors of Turkish university students.** *Arch Gynecol Obstet* 2011, **283**:531–537.
9. Avery L, Lazdane G: **What do we know about sexual and reproductive health of adolescents in Europe?** *Eur J Contracept Reprod Health Care* 2010, **15**(Suppl 2):S54–S66.
10. Peets AD, Coderre S, Wright B, Jenkins D, Burak K, Leskosky S, McLaughlin K: **Involvement in teaching improves learning in medical students: a randomized cross-over study.** *BMC Med Educ* 2010, **9**:55.
11. Custers EJ, Ten Cate OT: **Very long-term retention of basic science knowledge in doctors after graduation.** *Med Educ* 2011, **45**:422–430.
12. Stephenson JM, Strange V, Forrest S, Oakley A, Copas A, Allen E, Babiker A, Black S, Ali M, Monteiro H, Johnson AM, RIPPLE study team: **Pupil-led sex education in England (RIPPLE study): cluster-randomised intervention trial.** *Lancet* 2004, **364**:338–346.
13. Kirby DB, Laris BA, Roller LA, Sulak PJ, Sara J, Herbelin MS, Dee Dee A, Fix BSA, Kuehl T: **Sex and HIV education programs: their impact on sexual behaviors of young people throughout the world.** *J Adolesc Health* 2007, **40**:206–217.
14. Stephenson J, Strange V, Allen E, Copas A, Johnson A, Bonell C, Babiker A, Oakley A, RIPPLE Study Team: **The long-term effects of a peer-led sex education program (RIPPLE): a cluster randomized trial in schools in England.** *PLoS Med* 2008, **5**:e224.
15. Strange V, Forrest S, Oakley A, RIPPLE Study Team: **Randomized Intervention of PuPIL-Led sex Education: What influences peer-led sex education in the classroom? A view from the peer educators.** *Health Educ Res* 2002, **17**:339–349.
16. Strange V, Forrest S, Oakley A: **A Peer-led sex education—characteristics of peer educators and their perceptions of the impact on them of participation in a peer education program.** RIPPLE Study Team Randomized Intervention of PuPIL-Led sex Education. *Health Educ Res* 2002, **17**:327–337.
17. Cleland K, Peipert J, Westhoff C, Spear S, Trussel J: **Family planning as a cost-saving preventive health service.** *NEJM* 2011, **364**:e37.
18. Doppenberg H: **Contraception and sexually transmitted disease: what can be done? Experience and thoughts from the Netherlands.** *Br J Family Plan* 1993, **18**:123–125.
19. Graham A, Laurence M, Deborah S, Ian D: **Improving teenagers' knowledge of emergency contraception: cluster randomized controlled trial.** *BMJ* 2002, **324**:1179–5.
20. Johnson JA, Sellow JF: **A program using medical students to teach high school students about AIDS.** *J Med Educ* 1989, **63**:522–530.

doi:10.1186/1472-6920-14-162

Cite this article as: Bretelle et al.: Medical students as sexual health peer educators: who benefits more? *BMC Medical Education* 2014 **14**:162.

Submit your next manuscript to BioMed Central and take full advantage of:

- Convenient online submission
- Thorough peer review
- No space constraints or color figure charges
- Immediate publication on acceptance
- Inclusion in PubMed, CAS, Scopus and Google Scholar
- Research which is freely available for redistribution

Submit your manuscript at
www.biomedcentral.com/submit

