

Additional_result_file_1 providing further information to Figure 2a:

The COSMIC census of somatically mutated genes in cancer was downloaded from http://www.sanger.ac.uk/genetics/CGP/Census/Table_1_full-2011-15.xls. In this census, 422 Gene ID (NCBI) were unique. Using the LongSAGE_CgtH_372_RT_FDR_mapped list of transcripts (Additional_tabular_file_2), 372 Genbank and RefSeq transcript ID were converted to 301 unique Gene ID. Nine genes (here below) were common to the census and the LongSAGE_CgtH_372_RT_FDR_mapped list.

index	Gene ID	Description	Alteration of the 17 base <i>NlaIII</i> tag by known somatic mutations
1	3181	HNRNPA2B1, heterogeneous nuclear ribonucleoprotein A2/B1	Known cancer-related somatic mutations do not alter the 17 base <i>NlaIII</i> tag
2	3326	HSP90AB1 heat shock protein 90kDa alpha (cytosolic), class B member 1	Known cancer-related somatic mutations do not alter the 17 base <i>NlaIII</i> tag
3	7913	DEK oncogene	Known cancer-related somatic mutations do not alter the 17 base <i>NlaIII</i> tag
4	4478	MSN, Moesin	Known cancer-related somatic mutations do not alter the 17 base <i>NlaIII</i> tag
5	833	CARS, cysteinyl-tRNA synthetase	Known cancer-related somatic mutations do not alter the 17 base <i>NlaIII</i> tag
6	1277	COL1A1, collagen, type I, alpha 1	Known cancer-related somatic mutations do not alter the 17 base <i>NlaIII</i> tag
7	1499	CTNNB1, catenin (cadherin-associated protein), beta 1, 88kDa	Known cancer-related somatic mutations do not alter the 17 base <i>NlaIII</i> tag
8	6146	RPL22, ribosomal protein L22	COSMIC does not report any somatic mutations in RPL22 although this gene has been recorded in the census
9	6794	STK11, serine/threonine kinase 11	Known cancer-related somatic mutations do not alter the 17 base <i>NlaIII</i> tag

For each of the 9 transcript sequences, the positions of the cancer related somatic mutations and the position of the *NlaIII* 17 base tag were located.

Legend:


Red nucleotide = cancer related somatically mutated base

Green nucleotide = 17 base *NlaIII* tag

Blue nucleotide = *NlaIII* "CATG" recognition site

Underlined nucleotides = Somatic mutation neighbor bases displayed on the COSMIC snapshot

- 1) Entrez Gene ID 3181 = HNRNPA2B1, heterogeneous nuclear ribonucleoprotein A2/B1 = Genbank BC000506




>gi|33875522|gb|BC000506.2| Homo sapiens heterogeneous nuclear ribonucleoprotein A2/B1, mRNA (cDNA clone MGC:8493 IMAGE:2822109), complete cds

```

GTGCGGAGGTGCTCCTCGCAGAGTTGTTTCTCGAGCAGCGGCAGTTCTCACTACAGCGCCAGGACGAGTC
CGTTTCGTGTTTCGTCCGCGGAGATCTCTCTCATCTCGCTCGGCTGCGGGAAATCGGGCTGAAGCGACTGA
GTCGCGGATGGAGAGAGAAAAGGAACAGTTCGGTAAGCTCTTTATTGGTGGCTTAAGCTTTGAAACCACA
GAAGAAAGTTTGAGGAACACTACGAACAATGGGGAAAGCTTACAGACTGTGTGGTAATGAGGGATCCTG
CAAGCAAAAGATCAAGAGGATTTGGTTTTGTAACTTTTTCATCCATGGCTGAGGTTGATGCCATCTGGC
TGCAAGACCTCATTCAATTGATGGGAGAGTAGTTGAGCCAAAACGTGCTGTAGCAAGAGAGGAATCTGGA
AAACCAGGGGCTCATGTAAGTGTGAAGAAGCTGTTTGGTGGCGGAATTAAGAAGATACTGAGGAACATC
ACCTTAGAGATTACTTTGAGGAATATGGAAAAATTGATACCATTGAGATAAATACTGATAGGCAGTCTGG
AAAGAAAAGAGGCTTTGGCTTTGTTACTTTTGTGATGACCATGATCCTGTGGATAAAAATCGTATTGCAGAAA
TACCATACCATCAATGGTCATAATGCAGAAGTAAGAAAGGCTTTGTCTAGACAAGAAAATGCAGGAGGACC
TGGAGGTGGCAATTTTGGAGGTAGCCCCGGTTATGGAGGAGGAAGAGGAGGATATGGTGGTGGAGGACCT
GGATATGGCAACCAGGGTGGGGGCTACGGAGGTGGTTATGACAACATATGGAGGAGGAAATTAAGAAAGT
GAAATTACAATGATTTTGGAAATTATAACCAGCAACCTTCTAACTACGGTCCAATGAAAGAGTGGAAACTT
TGGTGGTAGCAGGAACATGGGGGGACCATATGGTGGAGGAAACTATGGTCCAGGAGGCAGTGGAGGAAGT
GGGGGTTATGGTGGGAGGAGCCGATACTGAGCTTCTTCTATTTGCCATGGGCTTCACTGTATAAATAGG
AGAGGATGAGAGCCCAGAGGTAACAGAACAGCTTCAGGTTATCGAAATAACAATGTTAAGGAAACTCTTA
TCTCAGTCATGCATAAATATGCAGTGATATGGCAGAAGACACCAGAGCAGATGCAGAGAGCCATTTTGTG
AATGGATTGGATTATTTAATAACATTACCTTACTGTGGAGGAAGGATTGTAATAAAAAAATGCCTTTGAGA
CAGTTTCTTAGCTTTTTAATTGTTGTTTCTTTCTAGTGGTCTTTGTAAGAGTGTAGAAGCATTCTTCTT
TGATAATGTTAAATTTGTAAGTTTCAGGTGACATGTGAAACCTTTTTTAAGATTTTTCTCAAAGTTTTGA
AAAGCTATTAGCCAGGATCATGGTGTAAATAAGACATAACGTTTTTCTTTAAAAAATTTAAGTGCGTGT
GTAGAGTTAAGAAGCTGTTGTACATTTATGATTTAATAAAAATAATTCTAAAGGAAAAAAAAAAAAAAAAA

```

- 2) Entrez Gene ID 3326 = HSP90AB1 heat shock protein 90kDa alpha (cytosolic), class B member 1 = AY359878



>gi|34304589|gb|AY359878.1| Homo sapiens heat shock 90kDa protein 1 beta (HSPCB) mRNA, complete cds

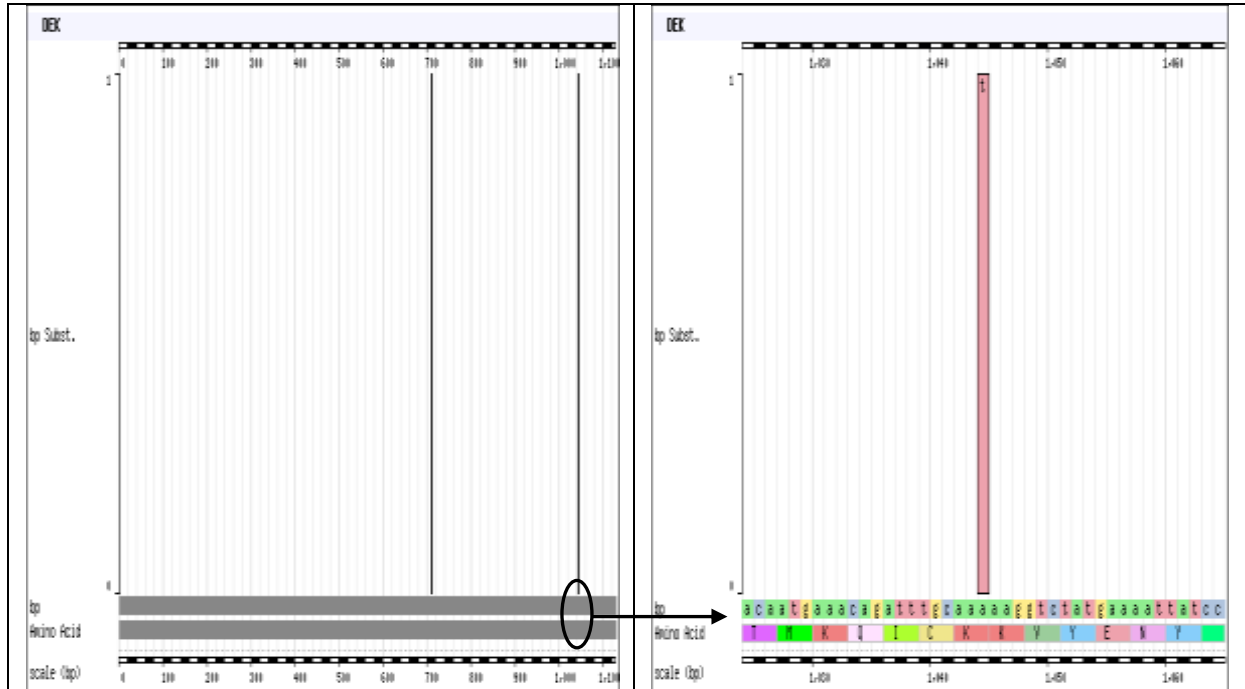
```

AGCTCTCTCGAGTCACTCCGGCGCAGTGTGGGACTGTCTGGGTATCGGAAAGCAAGCCTACGTTGCTCA
CTATTACGTATAATCCTTTTCTTTTCAAGATTTTTATTTTAGATGCCTGAGGAAAGTGCACCATGGAGAGG
AGGAGGTGGAGACTTTTGCCTTTCAGGCAGAAATTGCCCAACTCATGTCCCTCATCATCAATACCTTCTA
TTCCAACAAGGAGATTTTCTTTCGGGAGTTGATCTCTAATGCTTCTGATGCCTTGGACAAGATTCGCTAT
GAGAGCCTGACAGACCCTTCGAAGTTGGACAGTGGTAAAGAGCTGAAAATTGACATCATCCCCAACCCCTC
AGGAACGTACCCTGACTTTGGTAGACACAGGCATTGGCATGACCAAAGCTGATCTCATAAATAAATTTGGG
AACCATTGCCAAGTCTGGTACTAAAGCATTTCATGGAGGCTCTTCAGGCTGGTGCAGACATCTCCATGATT
GGGCAGTTTGGTGTGGCTTTTATTCTGCCTACTTGGTGGCAGAGAAAGTGGTTGTGATCACAAAGCACA
ACGATGATGAACAGTATGCTTGGGAGTCTTCTGCTGGAGGTTCCCTTCACTGTGCGTGCTGACCATGGTGA
GCCCATTTGGCAGGGGTACCAAAGTGATCCTCCATCTTAAAGAAGATCAGACAGAGTACCTAGAAGAGAGG
CGGGTCAAAGAAGTAGTGAAGAAGCATTCTCAGTTCATAGGCTATCCCATCACCCCTTTATTTGGAGAAGG
AACGAGAGAAGGAAATTAGTGATGATGAGGCAGAGGAAGAGAAAGGTGAGAAAGAAGAGGAAGATAAAGA
TGATGAAGAAAACCCAAGATCGAAGATGTGGGTTTCAGATGAGGAGGATGACAGCGGTAAGGATAAGAAG
AAGAAAACCTAAGAAGATCAAAGAGAAATACATTGATCAGGAAGAACTAAACAAGACCAAGCCTATTTGGA
CCAGAAACCCTGATGACATCACCCAAGAGGAGTATGAGAAATTCTACAAGAGCCTCACTAATGACTGGGA
AGACCATTGGCAGTCAAGCAGCTTTTCTGTAGAAGTTCAGTTGGAATTCAGGGCATTGCTATTTATTCCT
CGTCGGGCTCCCTTTGACCTTTTTGAGAACAAGAAGAAAAGAACAACATCAAACCTCTATGTCGCCGCTG
TGTTTCATCATGGACAGCTGTGATGAGTTGATACCAGAGTATCTCAATTTTATCCGTGGTGTGGTTGACTC
TGAGGATCTGCCCCTGAACATCTCCCAGAAATGCTCCAGCAGAGCAAAAATCTTGAAAAGTCATTCGCAAAA
AACATTGTTAAGAAGTGCCTTGAGCTCTTCTCTGAGCTGGCAGAAGACAAGGAGAATTACAAGAAAATCT
ATGAGGCATTCTCTAAAAATCTCAAGCTTGGAAATCCACGAAGACTCCACTAACCGCCGCCGCTGTCTGA
GCTGCTGCGCTATCATACTCCAGTCTGGAGATGAGATGACATCTCTGTCAGAGTATGTTTCTCGCATG
AAGGAGACACAGAAGTCCATCTATTACATCACTGGTGGAGCAAAGAGCAGGTGGCCAACCTCAGCTTTTG
TGGAGCGAGTGCAGAAACGGGGCTTCGAGGTGGTATATATGACCGAGCCCATTGACGAGTACTGTGTGCA
GCAGCTCAAGGAATTTGATGGGAAGAGCCTGGTCTCAGTTACCAAGGAGGGTCTGGAGCTGCCTGAGGAT
GAGGAGGAGAAGAAGAAGATGGAAGAGAGCAAGGCAAAGTTTGAGAACCTCTGCAAGCTCATGAAAGAAA
TCTTAGATAAGAAGGTTGAGAAGGTGACAATCTCCAATAGACTTGTGTCTTCACCTTGCTGCATTGTGAC
CAGCACCTACGGCTGGACAGCCAATATGGAGCGGATCATGAAAGCCCAGGCACCTTCGGGACAACCTCCACC
ATGGGCTATATGATGGCCAAAAGCACCTGGAGATCAACCCTGACCACCCATTGTGGAGACGCTGCGGC
AGAAGGCTGAGGCCGACAAGAATGATAAGGCAGTTAAGGACCTGGTGGTGTGCTGTGTTGAAACCGCCCT
GCTATCTTCTGGCTTTTCCCTTGAGGATCCCCAGACCCACTCCAACCGCATCTATCGCATGATCAAGCTA
GGTCTAGGTATTGATGAAGATGAAGTGGCAGCAGAGGAACCCAATGCTGCAGTTCCTGATGAGATCCCC
CTCTCGAGGGCGATGAGGATGCGTCTCGCATGGAAGAAGTCGATTAGGTTAGGAGTTCATAGTTGGAAAA
CTTGTGCCCTTGTATAGTGTCCCCATGGGCTCCCACTGCAGCTCGAGTGCCCTGTCCCACCTGGCTCC
CCCTGCTGGTGTCTAGTGTTTTTTCCCTCTCCTGTCTTGTGTTGAAGGCAGTAAACTAAGGGTGTCAA

```

GCCCCATTCCCTCTCTACTCTTGACAGCAGGATTGGATGTTGTGTATTGTGGTTTATTTTATTTTCTTCA
 TTTTGTCTGAAATTAAGTATGCAAAATAAAGAATATGCCGTTTTTATACGAAAAAAAAAAAAAAAAAAAA
 AAAAAAAAAA

3)Entrez Gene ID 7913 = DEK oncogene = BC035259




>gi|23273865|gb|BC035259.1| Homo sapiens DEK oncogene, mRNA (cDNA clone MGC:29866 IMAGE:5122743), complete cds

TTTTGAAAATCTTGTTGATTCTGGGGAGCCGAGCGCGCGGGCGGAGCGTCACGCCAGACAGCGGCCCGCG
 CGCCTTCTCCTCGGCGTCGGCCGCCGCCCTCCCAGAACCTCCTCGTGCCCTCGCGTGCCAGGCCCGCG
 GCGGCCGAAATCCGCGGTTACAGCATGTCCGCCTCGGCCCTGCTGCGGAGGGGGAGGGAACCCACC
 CAGCCCGCGTCCGAGAAAAGAACCCGAAATGCCCGTCCCAGAGAGGAGAGCGAGGAGGAAGGACGAGG
 ACGACGAGGAGGAGGAGGAGGAGGAGGAAAAAGAAAAGAGTCTCATCGTGGAAGGCAAGAGGGAAAAA
 AGTAGAGAGGTTGACAATGCAAGTCTTTCCTTACAGAGAGAGCCATTTACAATTGCACAAGGAAAAGGG
 CAGAACTTTGTGAAATTGAGAGGATACATTTTTTTCTAAGTAAGAAGAAAACCGATGAACTTAGAAATC
 TACACAACTGCTTTACAACAGGCCAGGCACTGTGTCTCATTTAAAGAAGAATGTGGGTGAGTTGAGTGG
 CTTTCCATTTGAAAAGGAAGTGTCCAATATAAAAAGAAGGAAGAAATGTTGAAAAATTTAGAAATGCC
 ATGTTAAAGAGCATCTGTGAGGTTCTTGATTTGGAGAGATCAGGTGTAATAGTGAAGTGAAGAGGA
 TCTTGAATTTCTTAATGCATCCAAAGCCTTCTGGCAAACCATTGCCGAAATCTAAAAAACTTGTAGCAA
 AGGCAGTAAAAGGAACGGAACAGTTCTGGAATGGCAAGGAAGGCTAAGCGAACCAATGTCTGAAAT
 CTGTCAGATGAATCTAGTAGTGATGAAGATGAAAAGAAAAACAAGGAAGAGTCTTCAGATGATGAAGATA
 AAGAAAGTGAAGAGGAGCCACCAAAAAAGACAGCCAAAAGAGAAAAACCTAAACAGAAAGCTACTTCTAA
 AAGTAAAAATCTGTGAAAAGTGCCAATGTTAAGAAAGCAGATAGCAGCACCACCAAGAAGAATCAAAAC
 AGTTCCAAAAAGAAAGTGAGTCTGAGGATAGTTTCAGATGATGAACCTTTAATTAAGAAAGTTGAAGAAAC
 CCCCTACAGATGAAGAGTTAAAGGAAACAATAAAGAAATTAAGTGGCCAGTGCTAACTTGGAAAGATC
 AATGAAACAGATTTGCAA**A**AAGGTCTATGAAAATTATCCTACTTATGATTTAACTGAAAGAAAAGATTT
 ATAAAAACAAGTGTAAAAGAGCTAATTTCTTGAGATAGAGGACAGAGAAGATGACTCGTTCCCATAGATT
 TGAAGATCTGATTTATAACATTATAACAGCAAAGAGAATGTATTTCTTTTCTAAATCCTTGTTAAGCAA
 CGTTAGTAGAACTTACTGCTGACCTTTTTATCTTGAGTGTTATGTGAATTTGAGTTTGCTGTTTTAAAT
 GCATTTCTATGCCATTTTTAGTTTTAAATCTTGCATGGCATTAAATGTTTCTTGCTTTTATAGTTGAT
 TTGTACATTTTGGATTTCTTTATATAAGGTCATAGATTCTTGAGCTGTTGTGGTTTTTGTGCACTTAAT
 ATTAGCTTGCTTAAGGCATACTTTAATCAAGTAGAACAAAACCTATTATACCAGGATTTATACATACA
 GAGATTGTAGTATTTAGTATATGAAATATTTTGAATACACATCTCTGTCAGTGTGAAAATTCAGCGGCG
 TGTGTCCATCATATTAATAAATATACAAGCTACAGTTGTCCAGATCACTGAATTGAACTTTTCTCCTGCA

TGTGTATATATGTCAAATTGTCAGCATGACAAAAGTGACAGATGTTATTTTTGTATTTTTAAAAACAAT
 TGGTTGTATATAAAGTTTTTTTTATTTCTTTTGTGCAGATCACTTTTTAAACTCACATAGGTAGGTATCTT
 TATAGTTGTAGACTATGGAATGTCAGTGTTCAGCCAAACAGTATGATGGAACAGTGAAAGTCAATTCAGT
 GATGGCAACACTGAAGGAACAGTTACCCTGCTTTGCCTCGAAAAGTGTCATCAATTTGTAATTTTTAGTATT
 AACTCTGTAAAAGTGTCTGTAGGTACGTTTTATATTATATAAGGACAGACCAAAAAATCAACCTATCAAAG
 CTTCAAAAACCTTTGGGAAAGGGTGGGATTAAGTACAAGCACATTTGGCTTACAGTAAATGAACTGATTTT
 TATTAAGTCTTTTGGCCATATAAAAATGCTGATATTTACTGGAAACCTAGCCAGCTTCACGATTATGACT
 AAAGTACCAGATTATAATGCCAGAATATAATGTGCAGGCAATCGTGGATGTCTCTGACAAAAGTGTGTCTC
 AAAAATAATATACTTTTACATTAAGAAATTTAATGTTTCTCTGGAGTTGGGGCTCTTGGCTTTCAGAGT
 TTGGTTAATCAGTGTGATTCTAGATGATCAACATAATGGACCACTCCTGAATGAGACTTAATTTTGTCT
 TTCAAATTTACTGTCTTAAATCAGTTTATTAATCTGAATTTTAAAA**CATGCTGTTTATGACACAATGAC**
 ACATTTGTTGCACCAATTAAGTGTGAAAAATATCTTTGCATCATAGAACAGAAATATATAAAAAATATAT
 GTTGAATGTTAACAGGTATTTTACAGGTTTGTCTTGTAGTTACTCAGACACTAGGGAAAGGTAAAT
 ACAAGTGAACAAAATAAGCAACTAAATGAGACCTAATAATTGGCCTTCGATTTTAAATATTTGTTCTTAT
 AACCTTGTCAATAAAAAATAATCTAAATCAAAAAAAAAAAAAAAAAAAAAAAAAAAAAA


4)Entrez Gene ID 4478 = MSN, Moesin = M69066



>gi|188625|gb|M69066.1|HUMMOESIN Human moesin mRNA, complete cds
 GGCACGAGGCCAGCCGAATCCAAGCCGTGTGTACTGCGTGCTCAGCACTGCCCGACAGTCTTAGCTAAAC
 TTCGCCAACTCCGCTGCCTTTGCCGCCACCATGCCAAAACGATCAGTGTGCGTGTGACCACCATGGATG
 CAGAGCTGGAGTTTGGCCATCCAGCCCAACACCACCGGAAGCAGCTATTTGACCAGGTGGTGAAAACTAT
 TGGCTTGAGGGGAAGTTTGGTTCTTTGGTCTGCAGTACCAGGACACTAAAGGTTTCTCCACCTGGCTGAAA
 CTAATAAGAAGGTGACTGCCCAGGATGTGCGGAAGGAAAGCCCCCTGCTCTTTAAGTTCGGTGCCAAGT
 TCTACCCTGAGGATGTGTCCGAGGAATTGATTCAGGACATCACTCAGCGCCTGTTCTTTCTGCAAGTGAA
 AGAGGGCATTCTCAATGATGATATTTACTGCCCGCTGAGACCGCTGTGCTGCTGGCCTCGTATGCTGTC
 CAGTCTAAGTATGGCGACTTCAATAAGGAAGTGCATAAGTCTGGCTACCTGGCCGGAGACAAGTTGCTCC
 CGCAGAGAGTCTGGAACAGCACAACTCAACAAGGACCAGTGGGAGGAGCGGATCCAGGTGTGGCATGA
 GGAACACCG**T**GGCATGCTCAGGGAGGATGCTGTCTTGGAAATATCTGAAGATTGCTCAAGATCTGGAGATG
 TATGGTGTGAACACTTCAGCATCAAGAACAAGAAAGGCTCAGAGCTGTGGCTGGGGGTGGATGCCCTGG
 GTCTCAACATCTATGAGCAGAATGACAGACTAACTCCCAAGATAGGCTTCCCCTGGAGTGAAATCAGGAA
 CATCTCTTTCAATGATAAGAAATTTGTCAATCAAGCCATTGACAAAAAAGCCCCGGACTTCGTCTTCTAT
 GCTCCCCGGCTGCGGATTAACAAGCGGATCTTGGCCTTGTGCATGGGGAACCATGAACTATACATGCGCC
 GTCGCAAGCCTGATACCATTGAGGTGCAGCAGATGAAGGCACAGGCCCGGGAGGAGAAGCACCAGAAGCA

GATGGAGCGTGCTATGCTGGAAAATGAGAAGAAGAAGCGTGAAATGGCAGAGAAGGAGAAAAGAGAAGATT
GAACGGGAGAAGGAGGAGCTGATGGAGAGGCTGAAGCAGATCGAGGAACAGACTAAGAAGGCTCAGCAAG
AACTGGAAGAACAGACCCGTAGGGCTCTGGAACCTTGAGCAGGAACGGAAGCGTGCCAGAGCGAGGCTGA
AAAGCTGGCCAAGGAGCGTCAAGAAGCTGAAGAGGCCAAGGAGGCCTTGCTGCAGGCCTCCCGGGACCAG
AAAAAGACTCAGGAACAGCTGGCCTTGGAATGGCAGAGCTGACAGCTCGAATCTCCAGCTGGAGATGG
CCCGACAGAAGAAGGAGAGTGAGGCTGTGGAGTGGCAGCAGAAGGCCAGATGGTACAGGAAGACTTGGA
GAAGACCCGTGCTGAGCTGAAGACTGCCATGAGTACACCTCATGTGGCAGAGCCTGCTGAGAATGAGCAG
GATGAGCAGGATGAGAATGGGGCAGAGGCTAGTGCTGACCTACGGGCTGATGCTATGGCCAAGGACCGCA
GTGAGGAGGAACGTACCCTGAGGCAGAGAAGAATGAGCGTGTGCAGAAGCACCTGAAGGCCCTCACTTC
GGAGCTGGCCAATGCCAGAGATGAGTCCAAGAAGACTGCCAATGACATGATCCATGCTGAGAACATGCCA
CTGGGCCGAGACAAATACAAGACCCTGCGCCAGATCCGGCAGGGCAACACCAAGCAGCGCATTGACGAAT
TTGAGTCTATGTAATGGGCACCCAGCCTCTAGGGACCCCTCCTCCCTTTTTTCCCTTGTCCCCACACTCCTA
CACCTAACTCACCTAACTCATACTGTGCTGGAGCCACTAACTAGAGCAGCCCTGGAGTCATGCCAAGCAT
TTAATGTAGCCATGGGACCAAACCTAGCCCCTTAGCCCCACCCACTTCCCTGGGCAAATGAATGGCTCA
CTATGGTGCCAATGGAACCTCCTTTCTCTTCTCTGTTCCATTGAATCTGTATGGCTAGAATATCCTACTT
CTCCAGCCTAGAGGTACTTTCCACTTGATTTTTGCAAATGCCCTTACACTTACTGTTGTCTATGGGAGTC
AAGTGTGGAGTAGGTTGGAAGCTAGCTCCCCTCCTCTCCCCTCCACTGTCTTCTCAGGTCTGAGATTA
CACGGTGGAGTGTATGCGGTCTAGGAATGAGACAGGACCTAGATATCTTCTCCAGGGATGTCAACTGACC
TAAAATTTGCCCTCCCATCCCGTTTAGAGTTATTTAGGCTTTGTAACGATTGGGGGAATAAAAAGATGTT
CAGTCATTTTTGTCTTACCTCCCAGATCGGATCTGTTGCAAACCTCAGCCTCAATAAGCCTTGTCGTTGA
CTTTAGGGACTCAATTTCTCCCCAGGGTGGATGGGGGAAATGGTGCCTTCAAGACCTTCAACAAACATAC
TAGAAGGGCATTGGCCATTCTATTGTGGCAAGGCTGAGTAGAAGATCCTACCCCAATTCCTTGTAGGAGT
ATAGGCCGGTCTAAAGTGAGCTCTATGGGCAGATCTACCCCTTACTTATTATTCAGATCTGCAGTCACT
TCGTGGGATCTGCCCCTCCCTGCTTCAATACCCAAATCCTCTCCAGCTATAACAGTAGGGATGAGTACCC
AAAAGCTCAGCCAGCCCCATCAGGACTCTTGTGAAAAGAGAGGATATGTTACACCTAGCGTCAGTATTT
TCCCCTGCTAGGGGTTTTAGGTCTCTTCCCCTCTCAGAGCTACTTGGGCCATAGCTCCTGCTCCACAGCCA
TCCCAGCCTTGGCATCTAGAGCTTGATGCCAGTAGGCTCAACTAGGGAGTGAGTGCAAAAAGCTGAGTAT
GGTGAGAGAAGCCTGTGCCCTGATCCAAGTTTTACTCAACCCTCTCAGGTGACCAAAATCCCCTTCTCATC
ACTCCCCTCAAAGAGGTGACTGGGCCCTGCCTCTGTTTGACAAACCTCTAACCCAGGTCTTGACACCAGC
TGTTCTGTCCCTTGAGCTGTAAACCAGAGAGCTGCTGGGGGATTCTGGCCTAGTCCCTTCCACACCCCC
ACCCCTTGCTCTCAACCCAGGAGCATCCACCTCCTTCTCTGTCTCATGTGTGCTCTTCTTCTTCTACAG
TATTATGTACTCTACTGATATCTAAATATTGATTTCTGCCTTCCCTTGCTAATGCACCATTAGAAGATATT
AGTCTTGGGGCAGGATGATTTTTGGCCTCATTACTTTACCACCCCCACACCTGGAAAGCATATACTATATT
ACAAAATGACATTTTGCCAAAATTATTAATATAAGAAGCTTTCAGTATTAGTGATGTCATCTGTCACTAT
AGGTCATACAATCCATTCTTAAAGTACTTGTATTTGTTTTTATTATTACTGTTTGTCTTCTCCCCAGGG
TTCAGTCCCTCAAGGGGCCATCCTGTCCCACCATGCAGTGCCCCCTAGCTTAGAGCCTCCCTCAATTCCT
CCTGGCCACCACCCCCACTCTGTGCCTGACCTTGAGGAGTCTTGTGTGCATTGCTGTGAATTAGCTCAC
TTGGTGATATGCTCTATATTGGCTAAATTGAAACCTGGAATTGTGGGGCAATCTATTAATAGCTGCCTTA
AAGTCAGTAACTTACCCTTAGGGAGGCTGGGGGAAAAGGTTAGATTTTGTATTCAGGGGTTTTTTGTGTA
CTTTTTGGGTTTTTAAAAAATTGTTTTTGGAGGGGTTTATGCTCAATC**CATGTTCTATTTCAAGTCCAAAT**
AAAATTTAGGTGACTTCAAAAAAAAAAAAA

5) Entrez Gene ID 833 = CARS, cysteinyl-tRNA synthetase = BC002880



>gi|33877280|gb|BC002880.2| Homo sapiens cysteinyl-tRNA synthetase, mRNA (cdna clone MGC:11246 IMAGE:3940167), complete cds


```

CCGGGGCGGCGGTTGCATCAGATTCTAGGAAGTGTCTGTAGCCGAGCTGCGGGTCCGGGATTCCCAGCC
ATGGCAGATTCCCTCCGGGCAGCAGGGCAAAGGCCGGCTGTGCAGCCCCAGTGGTCCCCTCCTGCTGGGA
CCCAGCCATGCAGACTCCACCTTTACAACAGCCTCACCAGGAACAAGGAAGTGTTCATACCTCAAGATGG
GAAAAAGGTGACGTGGTATTGCTGTGGGCCAACCGTCTATGACGCATCTCACATGGGGCACGCCAGGTCC
TACATCTCTTTTGATATCTTGAGAAGAGTGTGAAGGATTACTTCAAATTTGATGTCTTTTATTGCATGA
ACATTACGGATATTGATGACAAGATCATCAAGAGGGCCCGCAGAACCACCTGTTTCGAGCAGTATCGGGA
GAAGAGGCCTGAAGCGGCACAGCTCTTGAGGATGTTTCAGGCCGCCCTGAAGCCATTTTCAGTAAAATTA
AATGAGACCACGGATCCCATAAAAAGCAGATGCTCGAACGGATTTCAGCACGCAGTGCAGCTTGCCACAG
AGCCACTTGAGAAAGCTGTGCAGTCCAGACTCACGGGAGAGGAAGTCAACAGCTGTGTGGAGGTGTTGCT
GGAAGAAGCCAAGGATTTGCTCTCTGACTGGCTGGATTCTACACTTGGCTGTGATGTCAGTGCACAAATCC
ATCTTCTCCAAGCTGCCCAAGTTCTGGGAGGGGGACTTCCACAGAGACATGGAAGCTCTGAATGTTCTCC
CTCCAGATGTCTTAACCCGGGTTAGTGAGTATGTGCCAGAAATTTGTAACCTTTGTCCAGAAGATTTGGA
CAACGGTTACGGCTATGTCTCCAATGGGTCTGTCTACTTTGATACAGCGAAGTTTGCTTCTAGCGAGAAG
CACTCCTATGGGAAGCTGGTGCCTGAGGCCGTTGGAGATCAGAAAGCCCTTCAAGAAGGGGAAGGTGACC
TGAGCATCTCTGCAGACCCCTGAGTGAGAAGCGCTCTCCCAACGACTTTGCCTTATGGAAGGCCTCTAA
GCCCGGAGAACCCTCCTGGCCGTGCCCTTGGGGAAAGGGTTCGTCGGGCTGGCATAATCGAGTCTCGGCC
ATGGCAGGCACCCTCCTAGGGGCTTCGATGGACATTACCGGAGGTGGGTTTCGACCTCCGGTTCCCCCACC
ATGACAATGAGCTGGCACAGTCCGAGGCCTACTTTGAAAACGACTGCTGGGTTCAGGTACTTCCTGCACAC
AGGCCACCTGACCATTGCAGGCTGCAAAATGTCAAAGTCACTAAAAAACTTCATCACCATTAAAAGATGCC
TTGAAAAGCACTCAGCACGGCAGTTGCGGCTGGCCTTCTCATGCACTCGTGGAAAGGACACCCTGGACT
ACTCCAGCAACACCATGGAGTCAGCGCTTCAATATGAGAAGTTCTTGAATGAGTTTTTCTTAAATGTGAA
AGATATCCTTCGCGCTCCTGTTGACATCACTGGTCAGTTTGAAGAAGTGGGAGAAGAAGAAGCAGAAGTGA
AATAAGAAGCTTTTATGACAAGAAGACAGCAATTCACAAAGCCCTCTGTGACAATGTTGACACCCGCACCG
TCATGGAAGAGATGCGGGCCTTGGTCAGTCAGTGCAACCTCTATATGGCAGCCCCGAAAGCCGTGAGGAA
GAGGCCCAACCAGGCTCTGCTGGAGAACATCGCCCTGTACCTCACCCATATGCTGAAGATCTTTGGGGCC
GTAGAAGAGGACAGCTCCCTGGGATTCCTGGTTCGGAGGGCCTGGAACCAGCCTCAGTCTCGAGGCCACAG
TCATGCCCTACCTTCAGGTGTTATCAGAATTCGAGAAGGAGTGCAGGAAGATTGCCCGAGAGCAAAAAGT
CCCTGAGATTCTGCAGCTCAGCGATGCCCTGCGGGACAACATCCTGCCCGAGCTTGGGGTGCAGTTTGAA
GACCACGAAGGACTGCCACAGTGGTGAAGTGGTAGACAGAAACACCTTATTAAGAGAGAGAAGAAA
AGAGACGGGTTGAAGAGGAGAAGAGGAAGAAGAAAGAGGAGGCGGCCCGGAGGAAACAGGAACAAGAAGC
AGCAAAGCTGGCCAAGATGAAGATTCCCCCAGTGAGATGTTCTTGTGAGAAACCGACAAATACTCCAAG
TTTGATGAAAATGGTCTGCCACACATGACATGGAGGGCAAAGAGCTCAGCAAAGGGCAAGCCAAGAAGC
TGAAGAAGCTCTTCGAGGCTCAGGAGAAGCTCTACAAGGAATATCTGCAGATGGCCAGAATGGAAGCTT
CCAGTGAGGGGGCACAGGACTGACTTTTTAAACCATTGTGGACTAGTGGCTGCTGTCTGCCTCAGTGACA
ATGTCCCAGCGCTCCTATCATGTTTACAGTCACCCTTGGGTCTAAATTAAGAGTTGTGTTCATGTAGGT

```

TCGTGTCGTCGTTGGCTCTGAGACATTGATAATAAATTTTTCTCAACAGTGAAAAAAAAAAAAAAAAAAAA
 AAAAA

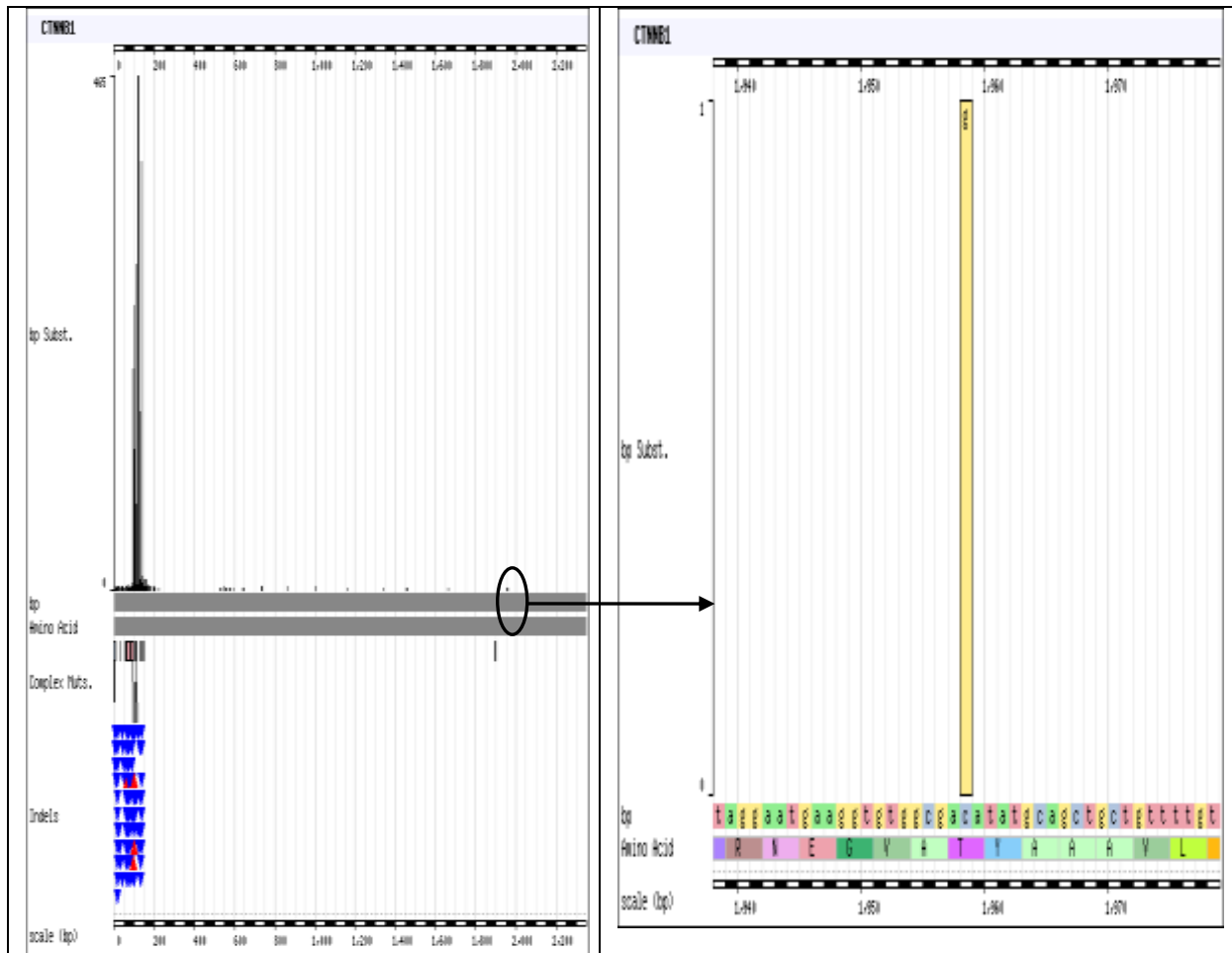
6) Entrez Gene ID 1277 = COL1A1, collagen, type I, alpha 1 = BC036531



>gi|34193787|gb|BC036531.2| Homo sapiens collagen, type I, alpha 1, mRNA (cDNA clone MGC:33668 IMAGE:5264710), complete cds
 AGACGGGAGTTTCTCCTCGGGGTCGGAGCAGGAGGCACGCGGAGTGTGAGGCCACGCATGAGCGGACGCT
 AACCCCTCCCCAGCCACAAAGAGTCTACATGTCTAGGGTCTAGACATGTTTCTGAGCTTTGTGGACCTCCGG
 CTCCTGCTCCTCTTAGCGGCCACCGCCCTCCTGACGCACGGCCAAGAGGAAGGCCAAGTCGAGGGCCAAG
 ACGAAGACATCCACCAATCACCTGCGTACAGAACGGCCTCAGGTACCATGACCGAGACGTGTGAAACC
 CGAGCCCTGCCGGATCTGCGTCTGCGACAACGGCAAGGTGTTGTGCGATGACGTGATCTGTGACGAGACC
 AAGAAGTGCCTCGGCGCCGAAGTCCCGAGGGCGAGTGCTGTCCCGTCTGCCCGACGGCTCAGAGTCAC
 CCACCGACCAAGAAACCACCGGCGTTCGAGGGACCCAAGGGAGACACTGGCCCCCGAGGCCCAAGGGGACC
 CGCAGGCCCCCTGGCCGAGATGGCATCCCTGGACAGCCTGGACTTCCCGGACCCCCCGGACCCCCCGGA
 CCTCCCGGACCCCCCTGGCCTCGGAGGAAACTTTGCTCCCCAGCTGTCTTATGGCTATGATGAGAAAATCAA
 CCGGAGGAATTTCCGTGCCTGGCCCCATGGGTCCCTCTGGTCCCTCGTGGTCTCCCTGGCCCCCTGGTGC
 ACCTGGTCCCAAGGCTTCCAAGGTCCCTGGTGGCCTGGCGAGCCTGGAGCTTCAAGTCCCATGGGT
 CCCCAGGTCCCCAGGTCCCCCTGGAAAGAATGGAGATGATGGGGAAGCTGGAAAACCTGGTGCCTCTG
 GTGAGCTGGCCCTCCTGGCCCTCAGGGTGTCTCGAGGATTGCCCGAACAGCTGGCCTCCCTGGAATGAA
 GGGACACAGAGGTTTCAAGTGGTTTGGATGGTGCCAAAGGAGATGCTGGTCTGCTGGTCTTAAGGGTGA
 CCTGGCAGCCCTGGTGAAGTGGAGCTCCTGGTCAAGTGGCCCCCGTGGCCTGCCTGGTGGAGAGGTC
 GCCCTGGAGCCCCCTGGCCCTGCTGGTGTCTGTTGGAAATGATGGTGTCTACTGGTGTCTGCCGGGCCCTGG
 TCCCACCGCCCCGCTGGTCCCTCCTGGCTTCCCTGGTGTCTGTTGGTGTCTAAGGGTGAAGCTGGTCCCCAA
 GGGCCCCGAGGCTCTGAAGGTCCCCAGGGTGTGCGTGGTGGCCTGGCCCCCTGGCCCTGCTGGTGTCTG
 CTGGCCCTGCTGGAAACCCTGGTGTCTGATGGACAGCCTGGTGTCTAAAGGTGCCAATGGTGTCTCTGGTAT
 TGCTGGTGTCTCTGGCTTCCCTGGTGGCCGAGGCCCTCTGGACCCAGGGCCCCGGCGCCCTCTGGT
 CCAAGGGTAACAGCGGTGAACCTGGTGTCTCTGGCAGCAAAGGAGACACTGGTGTCTAAGGGAGAGCCTG
 GCCCTGTTGGTGTTC AAGGACCCCCCTGGCCCTGCTGGAGAGGAAGGAAAGCGAGGAGCTCGAGGTGAACC
 CGGACCCACTGGCCTGCCCGACCCCCCTGGCGAGCGTGGTGGACCTGGTAGCCGTGGTTTCCCTGGCGCA
 GATGGTGTGCTGGTCCCAAGGGTCCCGCTGGTGAACGTGGTTCTCCTGGCCCTGCTGGCCCCAAAGGAT
 CTCCTGGTGAAGCTGGTGCCTCCCGGTGAAGCTGGTGTGCTGGTGGCAAGGGTCTGACTGGAAGCCCTGG
 CAGCCCTGGTCTGATGGCAAACTGGCCCCCTGGTCCCAGGGTCAAGATGGTGGCCCCGGACCCCCA
 GGCCACCTGGTGGCCGTGGTCAAGGCTGGTGTGATGGGATTCCCTGGACCTAAAGGTGCTGCTGGAGAGC
 CCGCAAGGCTGGAGAGCGAGGTGTTCCCGGACCCCCCTGGCGTGTGGTCTGCTGGCAAGATGGAGA

GGCTGGAGCTCAGGGACCCCCTGGCCCTGCTGGTCCCGCTGGCGAGAGAGGTGAACAAGGCCCTGCTGGC
TCCCCCGGATTCCAGGGTCTCCCTGGTCCTGCTGGTCCCTCCAGGTGAAGCAGGCAAACCTGGTGAACAGG
GTGTTCCCTGGAGACCTTGGCGCCCCCTGGCCCCCTCTGGAGCAAGAGGGCGAGAGAGGTTTTCCCTGGCGAGCG
TGGTGTGCAAGGTCCCCCTGGTCCCTGCTGGTCCCCGAGGGGCCAACGGTGTCTCCCGGCAACGATGGTGTCT
AAGGGTGTATGCTGGTGGCCCTGGAGCTCCCGGTAGCCAGGGCGCCCCCTGGCCCTTCCAGGGAATGCCTGGTG
AACGTGGTGCAGCTGGTCTTCCAGGGCCTAAGGGTGACAGAGGTGATGCTGGTCCCAAAGGTGTCTGATGG
CTCTCCCTGGCAAAGATGGCGTCCGTGGTCTGACCGGCCCCATTGGTCCCTCCCTGGCCCTGCTGGTGGCCCT
GGTGACAAGGGTGAAAGTGGTCCCAGCGGCCCTGCTGGTCCCCTGAGACTCGTGGTGGCCCGGAGACC
GTGGTGAGCCCTGGTCCCCCGGCCCTGCTGGCTTTGCTGGCCCCCTGGTGTGACGGCCAACCTGGTGC
TAAAGGCGAACCTGGTGTATGCTGGTGTCTAAAGGCGATGCTGGTCCCCCTGGCCCTGCCGACCCCGTGA
CCCCCTGGCCCCATTGGTAATGTTGGTGCTCCTGGAGCCAAAGGTGCTCGCGGCAGCGCTGGTCCCCCTG
GTGCTACTGGTTTTCCCTGGTGTCTGCTGGCCGAGTCGGTCCCTCCCTGGCCCCCTCTGGAAATGCTGGACCCCC
TGGCCCTCCTGGTCCCTGCTGGCAAAGAAGGCGGCAAAGGTCCCCGTGGTGAGACTGGCCCTGCTGGACGT
CCTGGTGAAGTTGGTCCCCCTGGTCCCCCTGGCCCTGCTGGCGAGAAAGGATCCCCCTGGTGTCTGATGGTC
CTGCTGGTGTCTCCTGGTACTCCCGGCCCTCAAGGTATTGCTGGACAGCGTGGTGTGGTTCGGCCTGCCTGG
TCAGAGAGGAGAGAGAGAGGCTTCCCTGGTCTTCCCTGGCCCCCTCTGGTGAACCTGGCAAACAAGGTCCCTCT
GGAGCAAGTGGTGAACGTGGTCCCCCTGGTCCCATGGGCCCCCCCTGGATTGGCTGGACCCCTGGTGAAT
CTGGACGTGAGGGGGCTCCTGGTGGCCGAAGGTTCCCTGGACGAGACGGTTCTCCTGGCGCCAAGGGTGA
CCGTGGTGAGACCGGCCCGCTGGACCCCTGGTGTCTCCTGGTGTCTCCTGGTGGCCCTGGCCCCGTGGC
CCTGCTGGCAAGAGTGGTGTATCGTGGTGAGACTGGTCCCTGCTGGTCCCCTGGTCCCTGTCGGCCCTGTTC
GCGCCCCGTGGCCCCGCGGACCCCAAGGCCACGTGGTGAACAAGGGTGAGACAGGCGAACAGGGCGACAG
AGGCATAAAGGGTACCCGTGGCTTCTCTGGCCCTCCAGGGTCCCCCTGGCCCTCCTGGCTCTCCTGGTGAA
CAAGGTCCCTCTGGAGCCTCTGGTCCCTGCTGGTCCCCGAGGTCCCCCTGGCTCTGCTGGTGTCTCCTGGCA
AAGATGGACTCAACGGTCTCCCTGGCCCCATTGGGCCCCCCCTGGTCCCTCGCGGTGCGACTGGTGTATGCTGG
TCCTGTTGGTCCCCCGGCCCTCCTGGACCTCCTGGTCCCCCTGGTCCCTCCAGCGCTGGTTTTGACTTC
AGCTTCCCTGCCCCAGCCACCTCAAGAGAAGGCTCACGATGGTGGCCGCTACTACCGGGCTGATGATGCCA
ATGTGGTTTCGTGACCCTGACCTCGAGGTGGACACCACCCTCAAGAGCCTGAGCCAGCAGATCGAGAACAT
CCGGAGCCCAGAGGGCAGCCGCAAGAACCCCGCCGACCTGCCGTGACCTCAAGATGTGCCACTCTGAC
TGGAAGAGTGGAGAGTACTGGATTGACCCCAACCAAGGCTGCAACCTGGATGCCATCAAAGTCTTCTGCA
ACATGGAGACTGGTGGAGCTGCGTGTACCCCACTCAGCCCAGTGTGGCCCAGAAGAAGTGTACATCAG
CAAGAACCCCAAGGACAAGAGGCATGTCTGGTTTCGGCGAGAGCATGACCGATGGATTCCAGTTCGAGTAT
GGCGGCCAGGGCTCCGACCCTGCCGATGTGGCCATCCAGCTGACCTTCCCTGCGCCTGATGTCCACCGAGG
CCTCCCAGAACATCACCTACCCTGCAAGAACAGCGTGGCCTACATGGACCAGCAGACTGGCAAACCTCAA
GAAGGCCCTGCTCCTCCAGGGCTCCAACGAGATCGAGATCCGCGCCGAGGGCAAACAGCCGCTTACCTAC
AGCGTCACTGTGATGGCTGCACGAGTACACCCGAGCCTGGGGCAAGACAGTGAATGAATACAAAACCA
CCAAGACCTCCCGCCTGCGCATCATCGATGTGGCCCCCTTGGACGTTGGTGGCCAGACCAGGAATTCGG
CTTCGACGTTGGCCATGTCTGCTTCCCTGTAAACTCCCTCCATCCCAACCTGGCTCCCTCCACCCAACCA
ACTTTCCCCCAACCCGAAACAGACAAGCAACCCAACTGAACCCCTCAAAGCCAAAAAATGGGAGA
CAATTTACATGGACTTTGGAAAATATTTTTTTTCTTTGCATTTCATCTCTCAAACCTAGTTTTTATCTTT
GACCAACCGAA**CATGACCAAAAACCAAAGTG**CATTCAACCTTACCAAAAAAAAAAAAAAAAAA

7) Entrez GeneID 1499 = CTNNB1, catenin (cadherin-associated protein), beta 1, 88kDa = BC058926



>gi|37590637|gb|BC058926.1| Homo sapiens catenin (cadherin-associated protein), beta 1, 88kDa, mRNA (cDNA clone MGC:65131 IMAGE:6151332), complete cds


```

CCCACGCGTCCGGGCAGCAGCGTTGGCCCGCCCCGGGAGCGGAGAGCGAGGGGAGGCGGAGACGGAGGA
AGGTCTGAGGAGCAGCTTCAGTCCCCGCCGAGCCGCCACCCGAGGTCGAGGACGGTTCGGACTCCCGCGGC
GGGAGGAGCCTGTTCCCTGAGGGTATTTGAAGTATAACCATACAACTGTTTTGAAAATCCAGCGTGGACA
ATGGCTACTCAAGCTGATTTGATGGAGTTGGACATGGCCATGGAACCAGACAGAAAAGCGGCTGTTAGTC
ACTGGCAGCAACAGTCTTACCTGGACTCTGGAATCCATTCTGGTGCCACTACCACAGCTCCTTCTCTGAG
TGGTAAAGGCAATCCTGAGGAAGAGGATGTGGATACTCCCAAGTCCTGTATGAGTGGGAACAGGGATTT
TCTCAGTCTTCACTCAAGAACAAGTAGCTGATATTGATGGACAGTATGCAATGACTCGAGCTCAGAGGG
TACGAGCTGCTATGTTCCCTGAGACATTAGATGAGGGCATGCAGATCCCATCTACACAGTTGATAGGTC
TCATCCCCTAATGTCCAGCGTTTGGCTGAACCATCACAGATGCTGAAACATGCAGTTGTAAACTTGATT
AACTATCAAGATGATGCAGAACTTGCCACACGTGCAATCCCTGAACTGACAAAAGTCTAAATGACGAGG
ACCAGGTGGTGGTTAATAAGGCTGCAGTTATGGTCCATCAGCTTTCTAAAAAGGAAGCTTCCAGACACGC
TATCATGCGTTTCTCCTCAGATGGTGTCTGCTATTGTACGTACCATGCAGAATACAAATGATGTAGAAAAC
GCTCGTTGTACCGCTGGGACCTTGCATAACCTTTCCCATCATCGTGAGGGCTTACTGGCCATCTTTAAGT
CTGGAGGCATTCCCTGCCCTGGTGAATGCTTGGTTCACCAGTGGATTCTGTGTTGTTTATGCCATTAC
AACTCTCCACAACCTTTTATTACATCAAGAAGGAGCTAAAATGGCAGTGCCTTAGCTGGTGGGCTGCAG
AAAATGGTTGCCTTGTCAACAAAACAAATGTTAAATTCCTGGCTATTACGACAGACTGCCTCAAATTT
TAGCTTATGGCAACCAAGAAAGCAAGCTCATCATACTGGCTAGTGGTGGACCCCAAGCTTTAGTAAATAT
AATGAGGACCTATACTTACGAAAAGTACTGTGGACCACAAGCAGAGTGCTGAAGGTGCTATCTGTCTGC
TCTAGTAATAAGCCGGCTATTGTAGAAGCTGGTGGAAATGCAAGCTTTAGGACTTCACCTGACAGATCCAA
GTCAACGTCTTGTTCAGAAGTGTCTTTGGACTCTCAGGAATCTTTCAGATGCTGCAACTAAAACAGGAAGG
GATGGAAGGTCTCCTTGGGACTCTTGTTCAGCTTCTGGGTTTCAGATGATATAAATGTGGTTCACCTGTGCA
GCTGGAATCTTTCTAACCTCACTTGCAATAATTATAAGAACAAGATGATGGTCTGCCAAGTGGGTGGTA
TAGAGGCTCTTGTGCGTACTGTCTTTCGGGCTGGTGACAGGGAAGACATCACTGAGCCTGCCATCTGTGC
TCTTCGTCATCTGACCAGCCGACACCAAGAAGCAGAGATGGCCCAGAATGCAGTTCGCCTTCACTATGGA
CTACCAGTTGTGGTTAAGCTCTTACACCCACCATCCCACTGGCCTCTGATAAAGGCTACTGTTGGATTGA

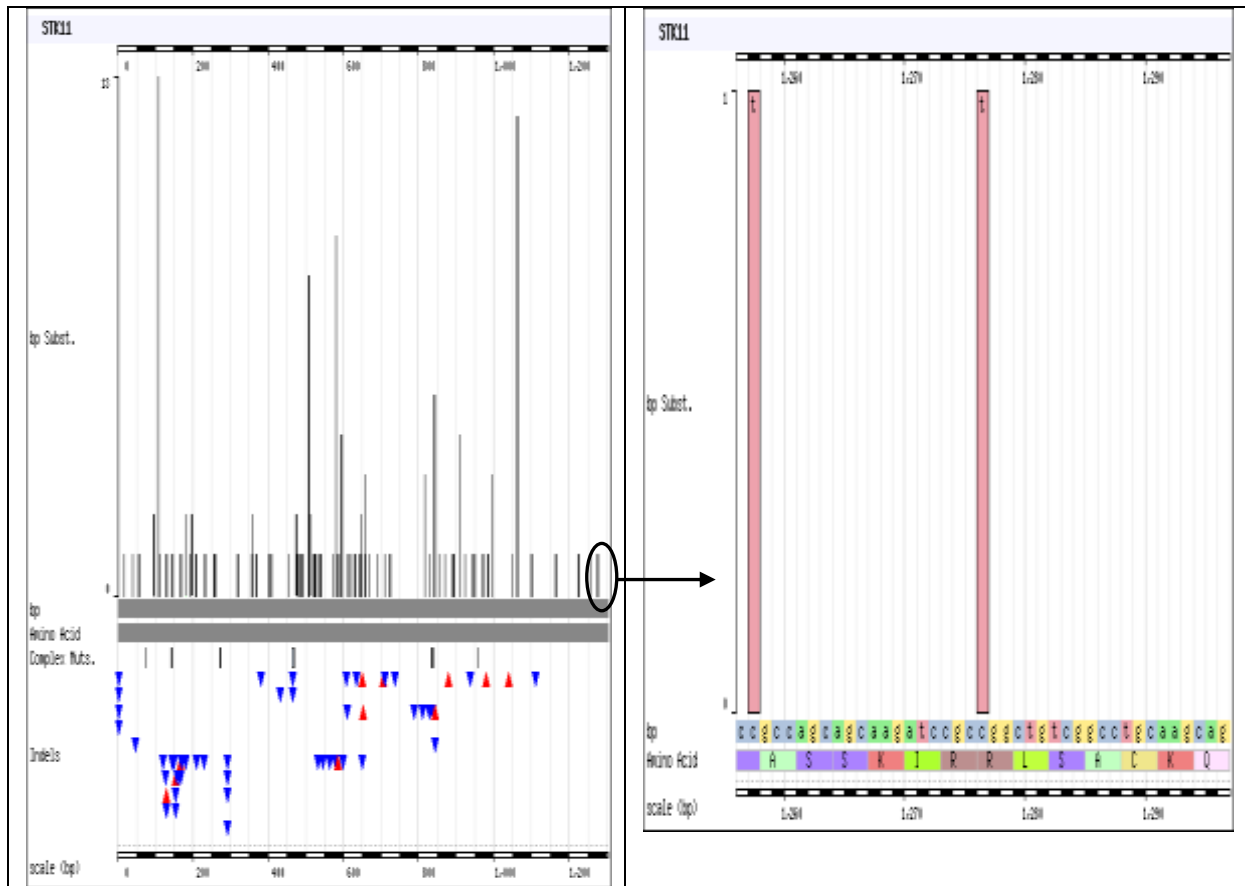
```

TTCGAAATCTTGCCCTTTGTCCCGCAAATCATGCACCTTTGCGTGAGCAGGGTGCCATTCCACGACTAGT
 TCAGTTGCTTGTTCGTGCACATCAGGATACCCAGCGCCGTACGTCCATGGGTGGGACACAGCAGCAATTT
 GTGGAGGGGGTCCGCATGGAAGAAATAGTTGAAGGTTGTACCGGAGCCCTTCACATCCTAGCTCGGGATG
 TTCACAACCGAATTGTTATCAGAGGACTAAATACCATTCCATTGTTTGTGCAGCTGCTTTATTCTCCCAT
 TGAAAACATCCAAAGAGTAGCTGCAGGGGTCTCTGTGAACTTGCTCAGGACAAGGAAGCTGCAGAAGCT
 ATTGAAGCTGAGGGAGCCACAGCTCCTCTGACAGAGTTACTTCACTCTAGGAATGAAGGTGTGGCGA**CAT**
ATGCAGCTGCTGTTTTGTTCCGAATGTCTGAGGACAAGCCACAAGATTACAAGAAACGGCTTTCAGTTGA
 GCTGACCAGCTCTCTCTCAGAACAGAGCCAATGGCTTGGAAATGAGACTGCTGATCTTGGACTTGATATT
 GGTGCCAGGGAGAACCCCTTGGATATCGCCAGGATGATCCTAGCTATCGTTCTTTTCACTCTGGTGGAT
 ATGGCCAGGATGCCTTGGGTATGGACCCCATGATGGAACATGAGATGGGTGGCCACCACCCCTGGTGTGA
 CTATCCAGTTGATGGGCTGCCAGATCTGGGGCATGCCAGGACCTCATGGATGGGCTGCCTCCAGGTGAC
 AGCAATCAGCTGGCCTGGTTTTGATACTGACCTGTAAATCATCCTTTAGGTAAGAAGTTTTTAAAAAGCCAG
 TTTGGGTAAAATACTTTTACTCTGCCTACAGAACTTCAGAAAAGACTTGGTTGGTAGGGTGGGAGTGGTTTT
 AGGCTATTTGTAAATCTGCCACAAAAACAGGTATATACTTTGAAAGGAGATGTCTTGGAAACATTGGAATG
 TTCTCAGATTTCTGGTTGTTATGTGATCATGTGTGGAAGTTATTAACTTAATGTTTTTTGCCACAGCTT
 TTGCAACTTAATACTCAAATGAGTAACATTTGCTGTTTTAAACATTAATAGCAGCCTTCTCTCTTTATA
 CAGCTGTATTGTCTGAACTTGCATTGTGATTGGCCTGTAGAGTTGCTGAGAGGGCTCGAGGGGTGGGCTG
 GTATCTCAGAAAGTGCCTGACACACTAACCAAGCTGAGTTTCTATGGGAACAATTGAAGTAAACTTTTTT
 GTTCTGGTCCTTTTTTGGTCGAGGAGTAACAATACAAATGGATTTTTGGGAGTGACTCAAGAAGTGAAGAAT
 GCACAAGAATGGATCACAAGATGGAATTTAGCAAACCTTAGCCTTGCTTGTTAAAAATTTTTTTTTTTTTTT
 TTTTAAGAATATCTGTAATGGTACTGACTTTGCTTGCTTTGAAGTAGCTCTTTTTTTTTTTTTTTTTTTTTT
 TTTTTTTTGCAGTAACTGTTTTTTAAGTCTCTCGTAGTGTTAAGTTATAGTGAATACTGCTACAGCAATT
 TCTAATTTTTAAGAATTGAGTAATGGTGTAGAACACTAATTAATTCATAATCACTCTAATTAATTGTAAT
 CTGAATAAAGTGTAAACAATTGTGTAGCCTTTTTGTATAAAATAGACAAATAGAAAATGGTCCAATTAGTT
 TCCTTTTTAATATGCTTAAAATAAGCAGGTGGATCTATTT**CATGTTTTTTGATCAAAAACTA**TTTGGGATA
 TGTATGGGTAGGGTAAATCAGTAAGAGGTGTTATTTGGAACCTTGTTTTGGACAGTTTACCAGTTGCCTT
 TTATCCCAAAGTTGTTGTAACCTGCTGTGATACGATGCTTCAAGAGAAAATGCGGTTATAAAAAATGGTT
 CAGAATTAACTTTTAATTCATTCAAA

8) Entrez Gene ID 6146 = RPL22, ribosomal protein L22 = NM_000983



9) Entrez Gene ID 6794 = STK11, serine/threonine kinase 11 = BC007981



>gi|33872385|gb|BC007981.2| Homo sapiens serine/threonine kinase 11, mRNA
 (cDNA clone MGC:16254 IMAGE:3689780), complete cds
 GGCCTGTGGGATGGGCGGCCCGGAGAAGACTGCGCTCGGCCGTGTTTCATACTTGTCCTGGGCTGAGGT
 CCCCAGGATGACCTAGCACTGAAAAGCCCCGGCCGGCCTCCCCAGGGTCCCCGAGGACGAAGTTGACC
 CTGACCGGGCCGTCTCCAGTTCTGAGGCCCGGGTCCCCTGGAACCTCGCGTCTGAGCCGCCGTCCCGGA
 CCCCAGGTGCCCGCCGGTCCGCAGACCCTGCACCGGGCTTGGACTCGCAGCCGGGACTGACGTGTAGAAC
 AATCGTTTCTGTTGGAAGAAGGGTTTTTCCCTTCTTTTGGGGTTTTTGTTCCTTTTTTTTTTCTTTTT
 TCTTTGAAAATTTTGGAGAAGGAAGTCCGAACACAAGGAAGGACCGCTCACCCGCGGACTCAGGGCTG
 GCGGCGGGACTCCAGGACCCTGGGTCCAGCATGGAGGTGGTGGACCCGCAGCAGCTGGGCATGTTACGG
 AGGGCGAGCTGATGTCGGTGGGTATGGACACGTTTCATCCACCGCATCGACTCCACCGAGGTCATCTACCA
 GCCGCGCCGCAAGCGGGCCAAGCTCATCGGCAAGTACCTGATGGGGGACCTGCTGGGGGAAGGCTCTTAC
 GGCAAGGTGAAGGAGGTGCTGGACTCGGAGACGCTGTGCAGGAGGGCCGTCAAGATCCTCAAGAAGAAGA
 AGTTGCGAAGGATCCCCAACGGGGAGGCCAACGTGAAGAAGGAAATTCACTACTGAGGAGGTTACGGCA
 CAAAATGTCATCCAGCTGGTGGATGTGTTATACAACGAAGAGAAGCAGAAAATGTATATGGTGATGGAG
 TACTGCGTGTGTGGCATGCAGGAAATGCTGGACAGCGTGCCGGAGAAGCGTTTCCAGTGTGCCAGGCC
 ACGGGTACTTCTGTGAGCTGATTGACGGCCTGGAGTACCTGCATAGCCAGGGCATTGTGCACAAGGACAT
 CAAGCCGGGAACCTGCTGCTCACCACCGGTGGCACCTCAAATCTCCGACCTGGGCGTGGCCGAGGCA
 CTGCACCCGTTTCGCGGCGGACGACACCTGCCGGACCAGCCAGGGCTCCCCGGCTTTCCAGCCCGGAGA
 TTGCCAACGGCCTGGACACCTTCTCCGGCTTCAAGGTGGACATCTGGTTCGGCTGGGGTACCCTCTACAA
 CATCACCACGGGTCTGTACCCCTTTCGAAGGGGACAACATCTACAAGTTGTTTGGAAACATCGGGGAAGGG
 AGCTACGCCATCCCGGGCGACTGTGGCCCCCGCTCTCTGACCTGCTGAAAGGGATGCTTGAGTACGAAC
 CGGCCAAGAGGTTTCCATCCGGCAGATCCGGCAGCACAGCTGGTTCGGGAAGAAACATCCTCCGGCTGA
 AGCACCAGTGGCCATCCCACCGAGCCAGACACCAAGGACCGGTGGCGCAGCATGACTGTGGTGCCGTAC
 TTGGAGGACCTGCACGGCGCGGACGAGGACGAGGACCTCTTCGACATCGAGGATGACATCATCTACACTC
 AGGACTTACGGTGGCCGGACAGGTCCCAGAAGAGGAGGCCAGTACAATGGACAGCGCCGGGGCTCCC
 CAAGGCCGTGTGTATGAACGGCACAGAGGCGGCGCAGCTGAGCACCAAATCCAGGGCGGAGGGCCGGGCC
 CCAACCCTGCCCGCAAGGCCTGCTC**CGCCAGCAGCAAGATCCGC****CGGCTGT**CGGCCTGCAAGCAGCAGT
 GAGGCTGGCCGCCTGCAGCCCGTGTCCAGGAGCCCCGCCAGGTGCCCGGCCAGGCCCTCAGTCTTCCTG
 CCGGTTCCGCCCCCTCCCGGAGAGGTGGCCGCCATGCTTCTGTGCCGACCAGCCCCAGGACCTCCGG
 AGCGCCCTGCAGGGCCGGCAGGGGGACAGCAGGGACCGGGCGCAGCCCTCCCCCTCGGCCCGCCGCA
 GTGCACGGCTTGTGACTTCGACGCCCGGGCGGAGCCTTCCCGGGCGGGCGTGGGAGGAGGGAGGCC

GCCTCCATGCACTTTATGTGGAGACTACTGGCCCCGCCCGTGGCCTCGTGCTCCGCAGGGCGCCCAGCGC
CGTCCGGCGGCCCCGCCGCAGACCAGCTGGCGGGTGTGGAGACCAGGCTCCTGACCCCGCCATG**CATGCA**
GCGCCACCTGGAAGCCGCGCGGCCGCTTTGGTTTTTTGTTTGGTTGGTTCCATTTTCTTTTTTTCTTTTT
TTTTTAAGAAAAAATAAAAGGTGGATTTGAAAAAAAAAAAAAAAAAAAAA