










Legends of figures

XX	Induced gene (Ratio ≥ 1.5)
XX	Repressed gene (Ratio ≤ 0.5)
XX	Repressed gene ($0.5 \leq \text{Ratio} \leq 0.7$)

 increase
  decrease
  associated concept

 phosphorylation

	activation
	transcriptional activation
	binding
	interaction
	inhibition
	undirect signalling

biological activity

cellular/tissue/organ context