

**Central and peripheral agraphia in Alzheimer's disease:  
from the case of Auguste D. to a cognitive  
neuropsychology approach.**

Jany Lambert, Bénédicte Giffard, Florence Nore, Vincent De La Sayette,  
Florence Pasquier, Francis Eustache

► **To cite this version:**

Jany Lambert, Bénédicte Giffard, Florence Nore, Vincent De La Sayette, Florence Pasquier, et al..  
Central and peripheral agraphia in Alzheimer's disease: from the case of Auguste D. to a cognitive  
neuropsychology approach.. Cortex, Elsevier, 2007, 43 (7), pp.935-51. <inserm-00383246>

**HAL Id: inserm-00383246**

**<http://www.hal.inserm.fr/inserm-00383246>**

Submitted on 12 May 2009

**HAL** is a multi-disciplinary open access archive for the deposit and dissemination of scientific research documents, whether they are published or not. The documents may come from teaching and research institutions in France or abroad, or from public or private research centers.

L'archive ouverte pluridisciplinaire **HAL**, est destinée au dépôt et à la diffusion de documents scientifiques de niveau recherche, publiés ou non, émanant des établissements d'enseignement et de recherche français ou étrangers, des laboratoires publics ou privés.

Fig 1: Number of correct responses by controls and AD patients in the spelling tasks.

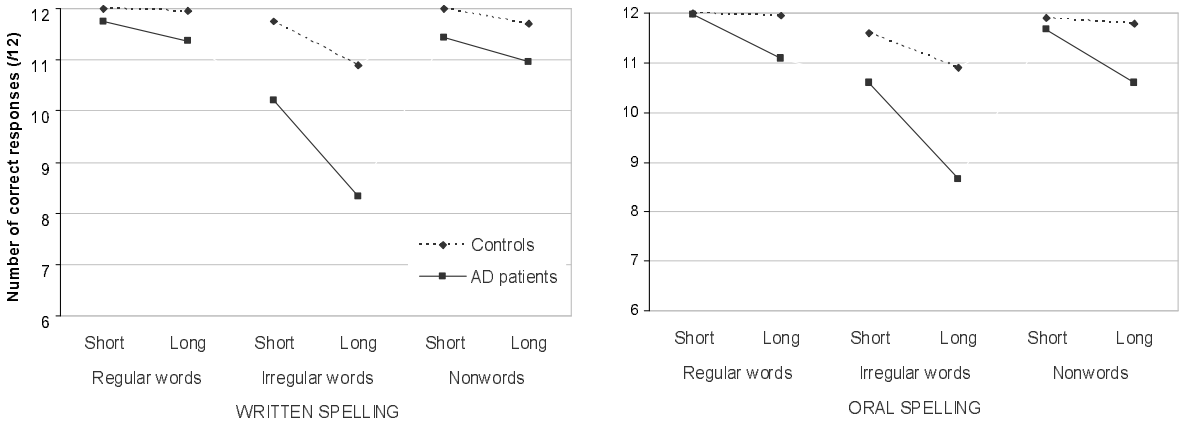
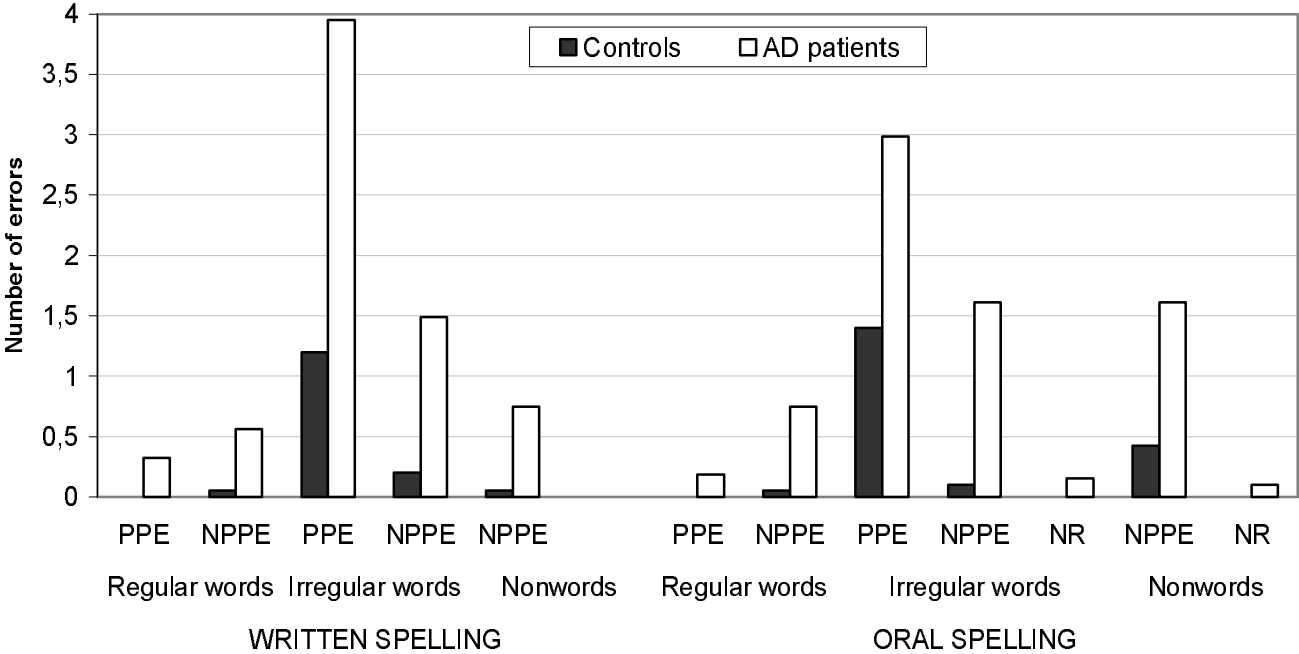


Fig 2: Nature of errors in control and AD groups for each type of item and each modality of output.



PPE: phonologically plausible errors; NPPE: non-phonologically plausible errors; NR: non-response

Fig 3: Number of correct responses (/23) by control and AD groups for the two types of case and peripheral tasks.

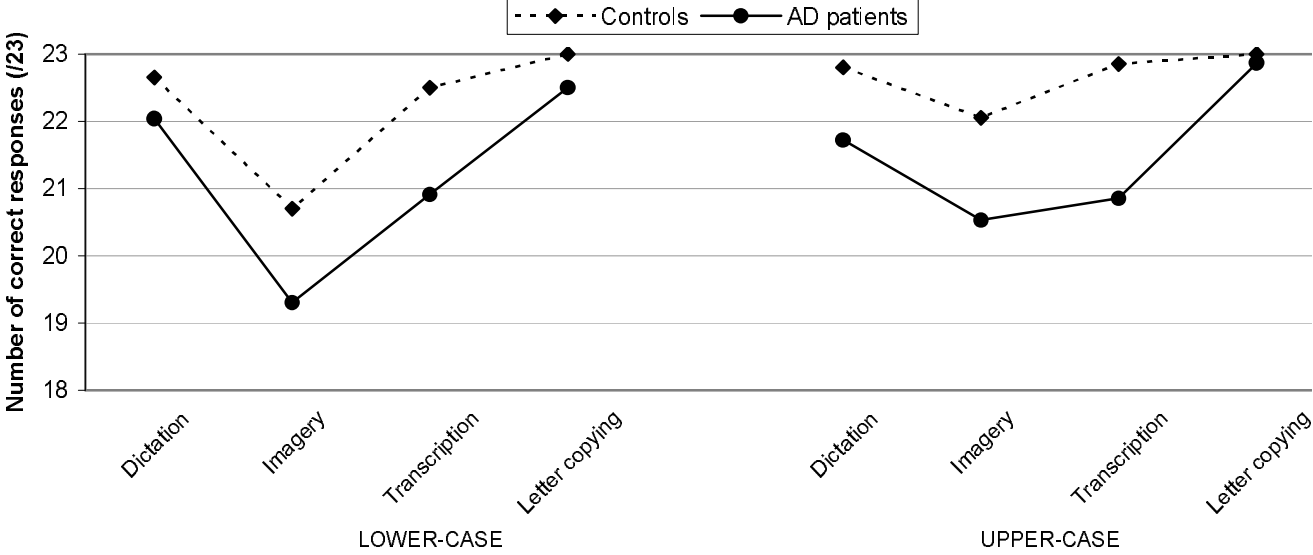
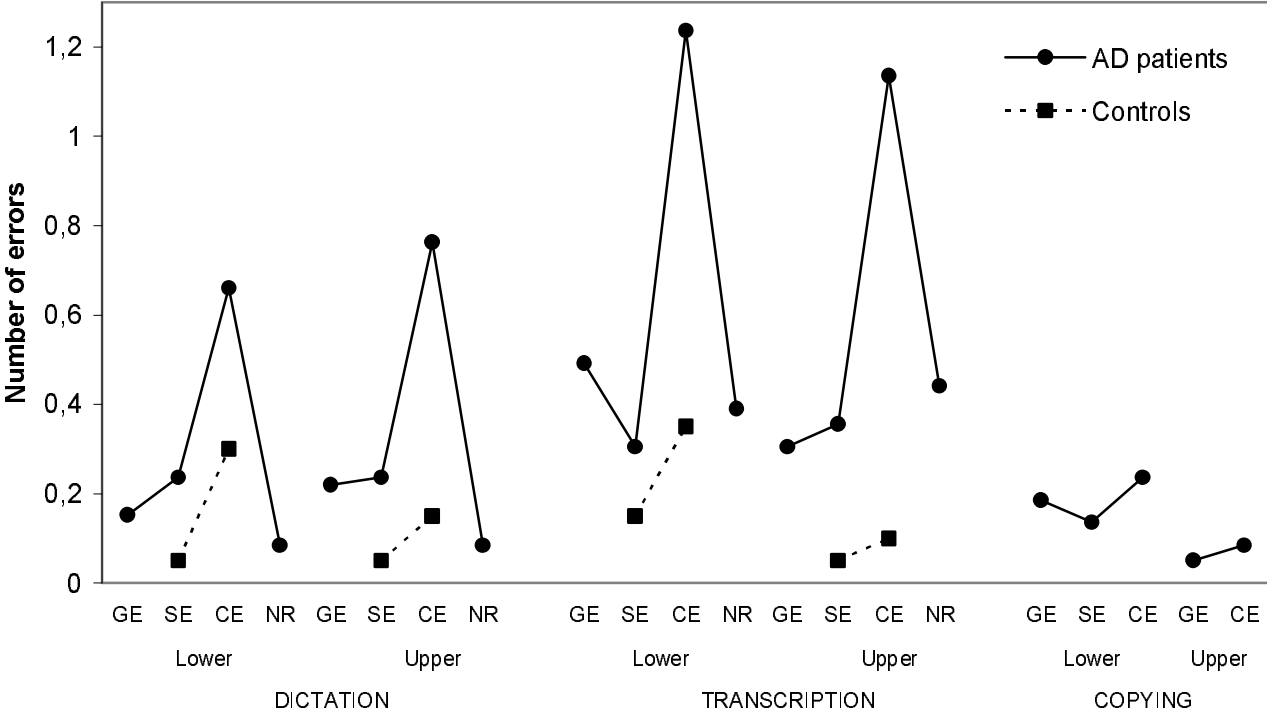


Fig 4: Nature of errors in the three peripheral tasks and in each case.



GE: graphomotor errors; SE: substitution errors; CE: case errors; NR: non-response.



## Legends of figures

Fig 1: *Number of correct responses by controls and AD patients in the spelling tasks.*

Fig 2: *Nature of errors in control and AD groups for each type of item and each modality of output.*

PPE: phonologically plausible errors; NPPE: non-phonologically plausible errors; NR: non-response

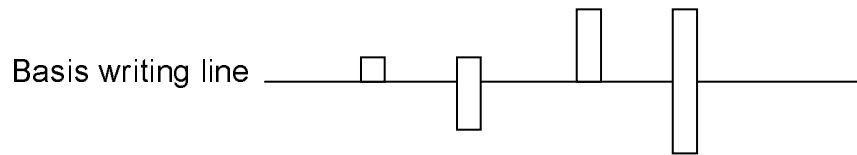
Fig 3: *Number of correct responses (/23) by control and AD groups for the two types of case and peripheral tasks.*

Fig 4: *Nature of errors in the three peripheral tasks and in each case.*

GE: graphomotor errors; SE: substitution errors; CE: case errors; NR: non-response.

## APPENDIX

### Fig. a) Mental imagery of letters: lower-case cursives letters



*Ex: "Point to the frame in which you could write the letter « m » in lower-case cursive style?"*

### Fig. b) Mental imagery of letters: upper-case print letters

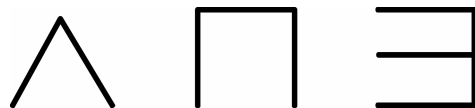


*Ex 1: "Point to the stroke which is present in the letter « F » in upper-case print style".*



*Ex 2: "Point to the stroke which is present in the letter « M » in upper-case print style".*

### Fig c) Visuoconstructional abilities: Copying from models



*Examples N° 5- 10-18 taken from the Goldstein-Scheerer Stick Test, (Goldstein and Scheerer, 1973)*